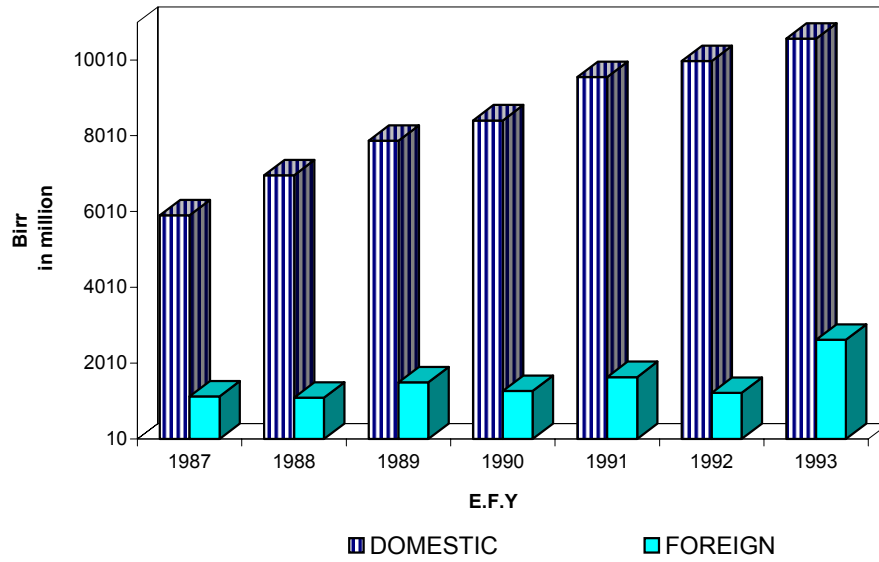
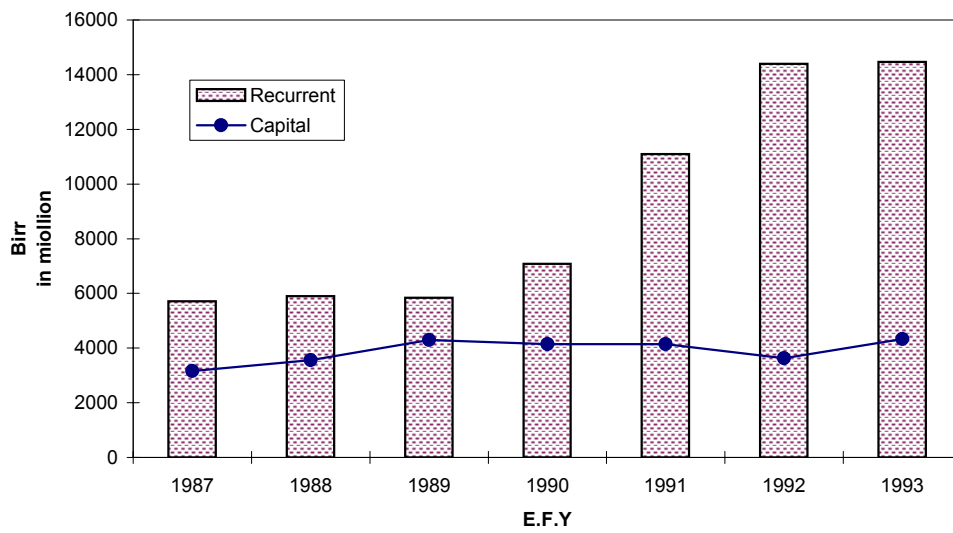


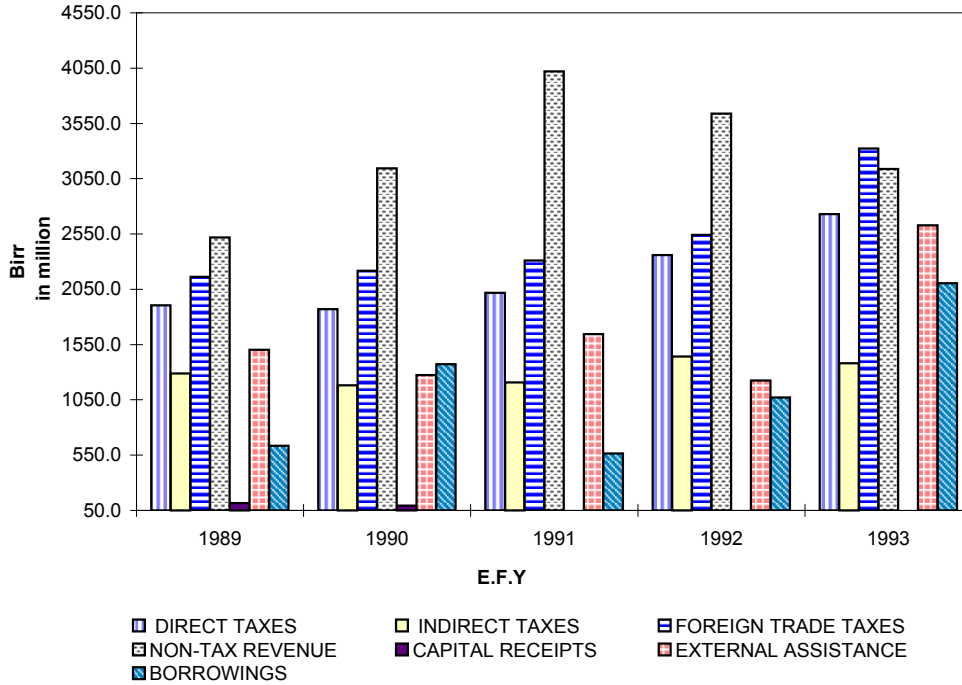
K1. GENERAL GOVERNMENT REVENUE



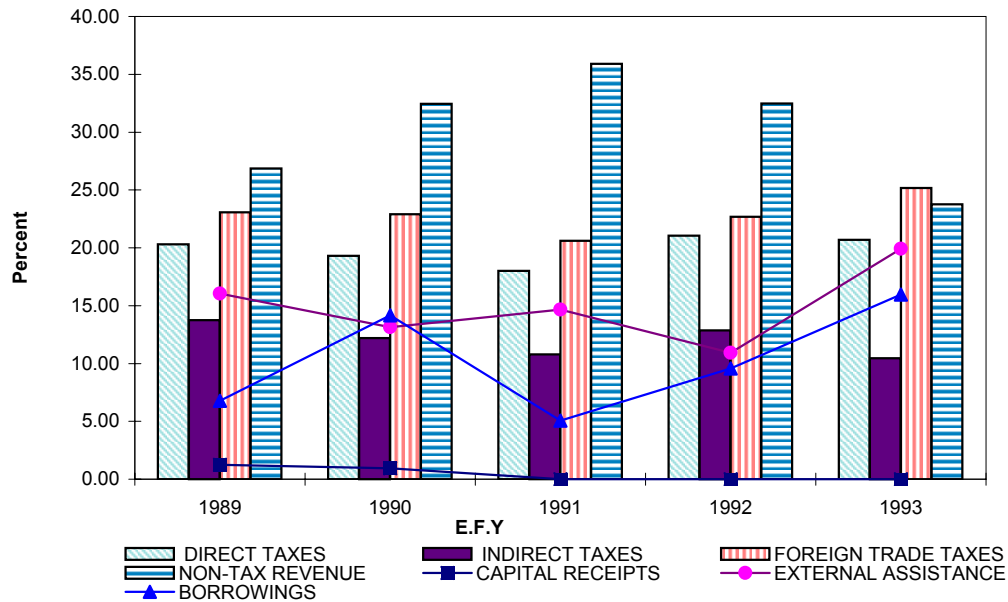
K2. GENERAL GOVERNMENT EXPENDITURE



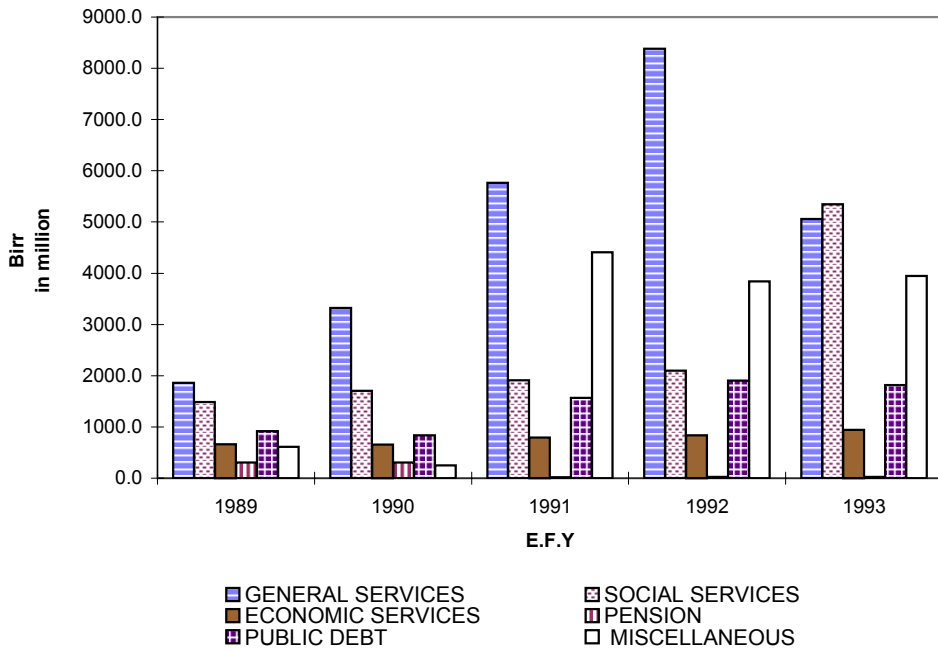
K3. GENERAL GOVERNMENT REVENUE BY SOURCE



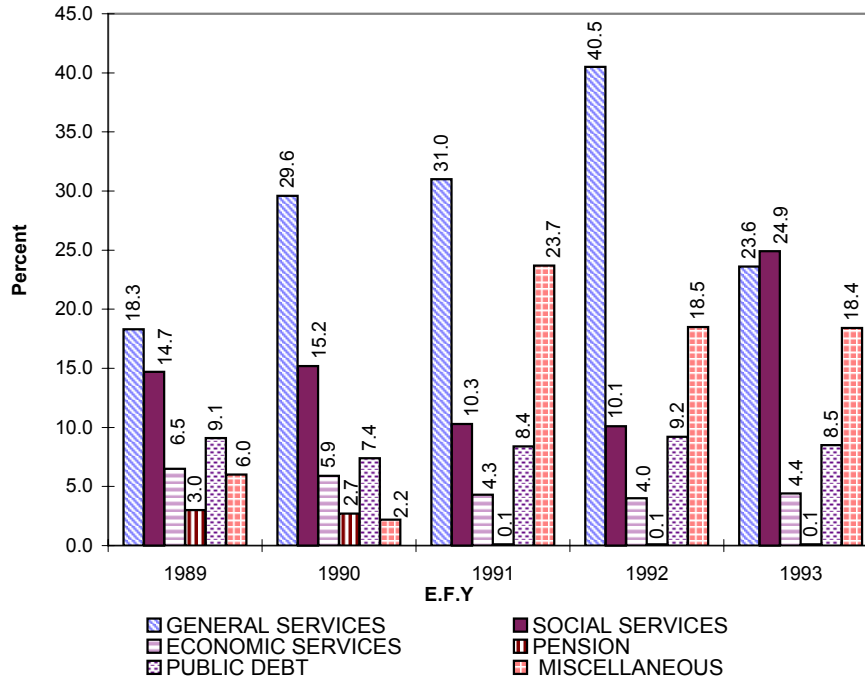
K4. PERCENTAGE COMPOSITION OF GOVERNMENT REVENUE BY SOURCE



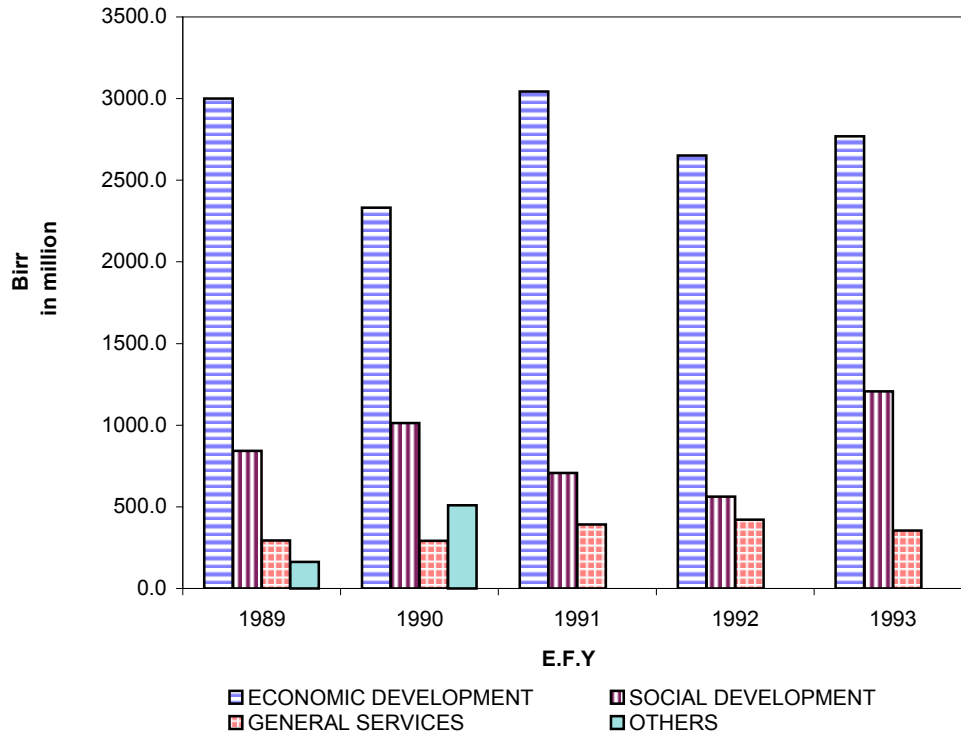
K5. RECURRENT GOVERNMENT EXPENDITURE



K6. PERCENTAGE COMPOSITION OF RECURRENT GOVERNMENT EXPENDITURE



K7. GENERAL GOVERNMENT CAPITAL EXPENDITURE



የመንግሥት ገቢና ወጪ
GENERAL GOVERNMENT REVENUE AND EXPENDITURE

ሠንጠረዥ ተ.1 TABLE K.1 በሚሊዮን ብር IN MILLION BIRR

በጀት ዓመት	ገቢ			ወጪ			
	ድምር	ከሀገር ውስጥ	ከውጭ ሀገር	ድምር	ደመወዝና ሥራ ማስኬጃ	የካፒታል ወጪ	
1972	1971.8	1555.2	416.6	2365.0	1654.6	710.4	1979/80**
1973	2184.2	1665.4	518.8	2678.4	1741.1	937.3	1980/81**
1974	2406.9	1859.6	547.3	2887.7	1838.6	1049.1	1981/82**
1975	2777.8	2100.0	677.8	3325.2	2043.5	1281.7	1982/83**
1976	2897.6	2255.3	642.3	3459.8	2224.8	1235.0	1983/84**
1977	3243.0	2381.1	861.9	3983.1	2419.3	1563.8	1984/85**
1978	3525.7	2479.0	1046.7	4398.4	2466.9	1931.5	1985/86**
1979	3681.9	2697.8	984.1	4593.9	2638.8	1955.1	1986/87**
1980	3995.7	2894.4	1101.3	5133.1	3097.1	2036.0	1987/88**
1981	4328.2	3047.9	1280.3	6042.2	3758.5	2283.7	1988/89**
1982	4417.6	2985.4	1432.2	6539.1	4153.5	2385.6	1989/90**
1983	4449.6	3280.0	1169.6	4913.2	3699.2	1214.0	1990/91
1984	3733.8	2292.0	1441.8	4256.9	3305.1	951.8	1991/92
1985	3657.3	3191.2	466.1	5289.1	3517.9	1771.2	1992/93
1986	4926.1	3938.9	987.2	7202.8	4508.4	2694.4	1993/94
1987	7044.5	5912.8	1131.7	8868.1	5711.6	3156.5	1994/95
1988	8062.9	6966.1	1096.8	9456.7	5894.1	3562.6	1995/96
1989	9381.4	7877.4	1504.0	10142.7	5842.8	4299.9	1996/97
1990	9686.4	8413.1	1273.3	11227.9	7081.3	4146.6	1997/98
1991+	11200.7	9557.5	1643.2	15243.9	11099.8	4144.1	1998/99+
1992+	11207.5	9982.8	1224.7	18033.1	14399.4	3633.7	1999/00+
1993*	13201.5	10573.5	2628.0	18796.9	14466.1	4330.8	2000/01*
	TOTAL	DOMESTIC	FOREIGN	TOTAL	SALARY AND OPERATING COST	CAPITAL EXPENDITURE	BUDGET YEAR
	REVENUE			EXPENDITURE			

የዓመቱ መጨረሻ ሰኔ 30 ነው ::

YEAR ENDING JULY 7

ከገንዘብ ሚኒስቴር የሂሳብ ማጠቃለያ የተገኘ

SOURCE: MINISTRY OF FINANCE, CENTRAL
ACCOUNTING DEPARTMENT

**የበጀት ግምት

** BUDGET ESTIMATE

* ጊዜያዊ ትክክለኛ

* PRELIMINARY ACTUAL

+ የታረመ

+ REVISED

የመንግሥት ገቢ፣ በገቢው ዓይነት
GOVERNMENT REVENUE BY SOURCE

ሠንጠረዥ ተ.2 **TABLE K.2** **በሚሊዮን ብር** **IN MILION BIRR**

	1991+	1992+	1993*	
የታክሶች ገቢ	5600.6	6343.4	7435.9	TAX REVENUE
አመታዊ የእድገት መጠን በመቶኛ	4.6	14.6	17.2	ANNUAL GROWTH RATE (%)
ከገቢ እና ከትርፍ ላይ የተገኙ ታክሶች	1842.5	2161.3	2491.1	INCOME AND PROFIT TAX
ከደመወዝ ግብር	515.5	584.2	684.5	PERSONAL INCOME TAX
ከኪራይ	35.1	50.4	48.2	RENTAL INCOME TAX
ከንግድ	1155.0	1361.5	1455.7	BUSINESS PROFIT TAX
ከእርሻ	112.8	117.7	119.9	AGRICULTURAL INCOME TAX
ሌላ ገቢ	4.4	6.7	133.1	OTHER INCOME
ከየፕሮፊት ገቢ ግብር	19.7	40.8	49.7	CAPITAL GAINS TAX
ከገጠር መራት ግብር	108.4	111.6	116.2	RURAL LAND USE FEE
ከከተማ መራት ግብር	66.9	86.8	122.7	URBAN LAND LEASE FEE
ቀጥታ ያልሆኑ ገቢዎች	1204.3	1442.2	1381.9	DOMESTIC INDIRECT TAXES
ከሽያጭ /አክሲዮን ታክስ	923.8	1081.5	975.6	SALES/ EXCISE/ TAXES
ከነጻጅ ቀረጥ	0.0	0.0	0.0	PETROLEUM PRODUCTS
ከአልኮል አክሲዮን ታክስ	327.7	267.1	249.5	ALCOHOL & TOBACCO
ሌሎች አክሲዮን ታክሶች	596.1	814.4	726.1	OTHER EXCISE TAXES
ከአገልግሎት ንግድ ታክስ	174.3	233.3	281.3	SERVICE SALES TAX
ከቴምገር ቀረጥ	106.2	127.4	125.0	STAMP DUTIES
ከውጭ አገር ንግድ ቀረጥ	2223.2	2394.0	3230.7	IMPORT DUTIES AND TAXES
ከገቢ እቃዎች የጉምሩክ ቀረጥ	1131.0	1074.0	1275.4	CUSTOM DUTIES
ከሽያጭ አክሲዮን ታክስ	1092.2	1106.4	1434.3	SALES/ EXCISE/ TAXES
ከነጻጅ ውጤቶች ቀረጥ	67.4	86.4	106.8	PETROLEUM PRODUCTS
ከውጭ ከሚገቡ አልኮሎች እና ትምባሆዎች	19.2	25.4	18.6	ALCOHOL AND TOBACCO
ከሌሎች የገቢ እቃዎች	1005.6	994.5	1308.9	OTHER IMPORTS
ሱር ታክስ	-	213.6	521.0	SUR TAX
ከወጪ እቃ ቀረጥ	155.3	147.5	93.3	EXPORT TAXES
የጉምሩክ ቀረጥ	155.3	147.5	93.3	CUSTOM DUTIES
ከቡና ቀረጥ	155.3	147.5	93.3	COFFEE DUTIES
ከቡና ሱር ታክስ	0.0	0.0	0.0	COFFEE SURTAX
ከሌሎች	0.0	0.0	0.0	OTHER
ከትራንዛክሽን ታክስ	0.0	0.0	0.0	TRANSACTION TAX
ታክስ ካልሆኑ ገቢዎች	3861.6	3639.2	3137.9	NON-TAX REVENUE
ከመዋጮ	176.6	198.6	179.1	CHARGES AND FEES
ከእቃዎችና አገልግሎቶች ሽያጭ	282.4	396.0	339.4	SALES OF GOODS AND SERVICES
ከመንግስት ኢንቨስትመንት ከጡረታ	1423.0	1182.2	1353.4	GOVT INVESTMENT INCOME CONTRIBUTION TO PENSIONS FUND
ከንብረት ሽያጭ	91.8	7.9	26.5	REIMBURSEMENT & PROPERTY SALES
ልዩ ልዩ ገቢዎች	667.2	554.6	593.5	MISCELLANEOUS REVENUE
ሌሎች ልዩ ገቢዎች	420.6	649.9	246.0	OTHER EXTRAORDINARY
ከፕራይቪታይዜሽን ገቢ	800.0	650.0	400.0	PRIVATIZATION PROCEEDS
ጠቅላላ ገቢ	9462.2	9982.6	10573.8	TOTAL REVENUES
አመታዊ ለውጦች በመቶኛ	16.4	4.3	5.6	ANNUAL CHANGES(%)
የውጭ ድጋፍ	1762.1	1224.7	2628.0	EXTERNAL GRANTS
እርዳታ በአይነት	1343.6	1184.0	1651.0	GRANTS IN KIND/EARMARKED
አገልግሎት ያልተወሰነ የገንዘብ ድጋፍ ሲፕኤፍ/እርዳታ	418.5	40.7	977.0	UNTIED CASH & CPF/GRANTS
ጠቅላላ ገቢና ድጋፍ	11224.3	11207.3	13201.8	TOTAL REVENUE AND GRANTS
	1998/99+	1999/00+	2000/01*	

የዓመቱ መጨረሻ ሰኔ 30 ነው ።

YEAR ENDING JULY 7

ከገንዘብ ሚኒስቴር የሚገኘው ማጠቃለያ የተገኘ

SOURCE: MINISTRY OF FINANCE, CENTRAL ACCOUNTING DEPARTMENT

* ጊዜያዊ ትክክለኛ

* PREIMINARY ACTUAL

+ የታረመ

+ REVISED

የመንግሥት ወጪ፣ በወጪ ዓይነት፣ ገቢ በገቢ ዓይነት
 GOVERNMENT EXPENDITURE AND REVENUE BY PURPOSE

ሠንጠረዥ ተ.3 TABLE K.3 በሚሊዮን ብር IN MILION BIRR

	1990	1991+	1992+	1993*	
ወጪ					EXPENDITURE
ሀ. መደበኛ ወጪ	7081.3	14468.5	17083.5	17137.7	A. RECURRENT EXPENDITURE
1. ለጠቅላላ አገልግሎት	3323.8	5765.0	8382.7	5057.2	1. GENERAL SERVICES
2. ለማህበራዊ አገልግሎት	1707.6	1914.1	2096.0	5348.7	2. SOCIAL SERVICES
3. ለኢኮኖሚ አገልግሎት	658.0	792.0	836.4	943.3	3. ECONOMIC SERVICES
4. ለጡረታ	304.6	20.6	24.6	26.0	4. PENSION
5. ለእዳ ክፍያ	835.6	1568.9	1903.5	1818.0	5. PUBLIC DEBT
6. ለልዩ ልዩ ወጪዎች	89.6	50.0	74.8	54.1	6. MISCELLANEOUS EXPENDITURE
7. ድጎማ	-	3368.6	2684.1	2671.6	7. SUBSIDIES
8. ከውጭ እርዳታ	160.0	982.0	1081.2	1200.0	8. EXTERNAL ASSISTANCE
9. ሲፍቲ ኔት	2.1	7.3	0.2	18.8	9. SAFETY NET
ለ. የካፒታል ወጪ	4146.6	4144.2	3633.7	4330.8	B. CAPITAL EXPENDITURE
1. ለኢኮኖሚ	2332.6	3044.2	2650.6	2769.7	1. ECONOMIC DEVELOPMENT
2. ለማህበራዊ ኑሮ እድገት	1013.4	708.0	561.5	1207.1	2. SOCIAL DEVELOPMENT
3. ለጠቅላላ አገልግሎት	291.6	392.0	421.6	354.0	3. GENERAL SERVICES
4. ሌሎች ወጪዎች	509.0	-	-	-	4. OTHERS
ሐ. የካፒታል ድጋፍ	100.0	0.0	0.0	0.0	C. SINKING FUND
ጠቅላላ ወጪ	11327.9	18612.7	20717.2	21468.5	TOTAL EXPENDITURE
ገቢ					REVENUE
ሀ. መደበኛ ገቢ	8413.1	9557.5	9982.9	10573.6	A. ORDINARY REVENUE
1. ቀጥታ ቀረጦች	1869.4	2018.4	2359.8	2729.8	1. DIRECT TAXES
2. ቀጥታ ካልሆኑ ቀረጦች	1180.8	1207.9	1442.3	1381.9	2. INDIRECT TAXES
3. ከውጭ አገር ንግድ ቀረጦች	2218.5	2309.6	2541.5	3324.0	3. FOREIGN TRADE TAXES
4. ያልተቀረጡ ገቢዎች	3144.4	4021.6	3639.3	3137.9	4. NON-TAX REVENUE
ለ. የካፒታል ገቢ	92.2	-	-	-	B. CAPITAL RECEIPTS
ሐ. የውጭ አገር እርዳታ	1273.3	1643.2	1224.7	2628.0	C. EXTERNAL ASSISTANCE
መ. ከወጭ ቀረ	-1641.5	-4043.1	-6825.6	-5595.4	D. CASH BALANCE
ሠ. ብድር	1372.2	566.4	1071.4	2106.0	E. BORROWINGS
1. ከውጭ አገር	780.2	509.8	892.8	2052.2	1. EXTERNAL
2. ከአገር ውስጥ	592.0	56.6	178.6	53.8	2. INTERNAL
ጠቅላላ ገቢ እና እርዳታ	9686.4	11200.7	11207.6	13201.6	TOTAL REVENUE AND GRANTS
	1997/98	1998/99+	1999/00+	2000/01*	

...መረጃ አልተገኘም
 ... DATA NOT AVAILABLE
 የዓመቱ መጨረሻ ሰኔ 30 ነው
 YEAR ENDING JULY 7

ከገንዘብ ሚኒስቴር የሂሳብ ማጠቃለያ የተገኘ
 SOURCE:- 1. MINISTRY OF FINANCE, CENTRAL ACCOUNTING DEPARTMENT

* ጊዜያዊ ትክክለኛ
 * PRELIMINARY ACTUAL
 + የታረመ
 + REVISED

የመንግስት መደበኛ ወጪ
CURRENT GOVERNMENT EXPENDITURE

ሠንጠረዥ ተ.4 TABLE K.4

በሚሊዮን ብር IN MILLION BIRR

	1990	1991+	1992+	1993*	
ጠቅላላ አገልግሎት	3323.8	5765.0	8382.7	5057.1	GENERAL SERVICES
ለግዕዝ ሰነድ መንግስት	302.4	363.7	360.6	418.8	ORGAN OF THE STATE
ለአገር መከላከያ	2189.5	4335.6	6816.3	3307.0	NATIONAL DEFENCE
ላፍትህ	154.2	389.0	410.5	672.7	JUSTICE
ለአገር ውስጥ ጥበቃ	318.1	163.8	164.7	62.1	PUBLIC ORDER & SECURITY
ለጠቅላላ አገልግሎት	359.6	512.9	630.6	596.5	GENERAL SERVICES
ለኢኮኖሚ አገልግሎት	658.0	792.1	836.4	943.3	ECONOMIC SERVICES
ለግብርና	473.3	520.4	542.8	633.8	AGRICULTURE AND NATURAL RESOURCES
ለንግድና ኢንዱስትሪ	38.1	37.5	43.9	55.0	TRADE AND INDUSTRY
ለማዕድንና ሀይል	23.6	28.6	32.1	26.4	MINES AND ENERGY
ለቱሪዝም	7.1	10.1	9.4	11.6	TOURISM
ለትራንስፖርትና መገናኛ	13.1	78.7	86.8	86.0	TRANSPORT AND COMMUNICATIONS
ለኮንስትራክሽን	91.3	73.8	90.5	100.9	CONSTRUCTION
ለኢኮኖሚ ልማት ጥናት	11.5	43.0	30.9	29.6	ECONOMIC DEVELOPMENT STUDY
ለሕዝባዊ አገልግሎት	1707.7	4542.8	5180.3	5348.7	SOCIAL SERVICES
ለትምህርትና ሥልጠና	1115.0	1260.9	1338.2	1511.1	EDUCATION AND TRAINING
ለባህልና ስፖርት	25.3	22.8	21.7	33.2	CULTURE AND SPORTS
ለጤና ጥበቃ	394.3	459.1	401.9	468.0	PUBLIC HEALTH
ለማህበራዊ ጉዳዮች	57.5	51.1	57.3	61.4	LABOUR AND SOCIAL AFFAIRS
ለመልሶ ማቋቋም	115.6	120.2	276.9	158.2	REHABILITATION
ሌሎች ወጪዎች	-	2628.7	3084.3	3116.8	OTHERS
የጡረታ ወጪ	304.6	20.6	24.6	26.0	PENSION EXPENDITURE
ዕዳ መክፈያ	1410.5	1568.9	1903.6	1818.0	PUBLIC DEBT
የአገር ውስጥ ዕዳ ወለድ	526.1	629.2	832.1	575.1	INTERNAL DEBT INTEREST
የአገር ውስጥ ዕዳ	233.4	56.6	178.6	73.3	INTERNAL DEBT PRINCIPAL
የውጭ አገር ብድር ወለድ	309.6	373.3	378.6	504.7	EXTERNAL DEBT INTEREST
የውጭ አገር ዕዳ	341.4	509.8	514.3	664.9	EXTERNAL DEBT PRINCIPAL
ልዩ ልዩ ዕዳዎች	89.6	50.0	74.8	54.1	MISCELLANEOUS
ለድኅረት	-	3368.6	2684.1	2671.6	SUBSIDIES
ከውጭ አገር ዕድዳታ	160.0	982.0	1081.2	1200.0	EXTERNAL ASSISTANCE
ለሰፍታ ኔት	2.1	7.3	0.2	18.8	SAFETY NET
ድምር	7656.3	17097.3	20167.9	17137.6	TOTAL RECURRENT EXPENDITURE
ዓመታዊ እድገት	33.9	42.9	29.7	0.5	ANNUAL GROWTH (%)
	1997/98	1998/99+	1999/00+	2000/01*	

የዓመቱ መጨረሻ ሰኔ 30 ነው ::

YEAR ENDING JULY 7

ከገንዘብ ሚኒስቴር የሚሰጠው የተገኘ

SOURCE: MINISTRY OF FINANCE, CENTRAL ACCOUNTING DEPARTMENT

* ጊዜያዊ ትክክለኛ

* PREIMINARY ACTUAL

+ የታረመ

+ REVISED