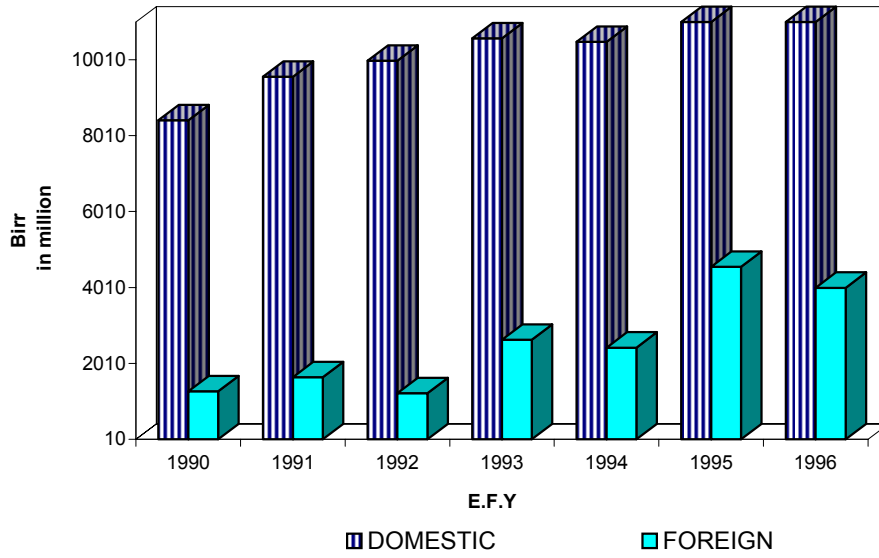
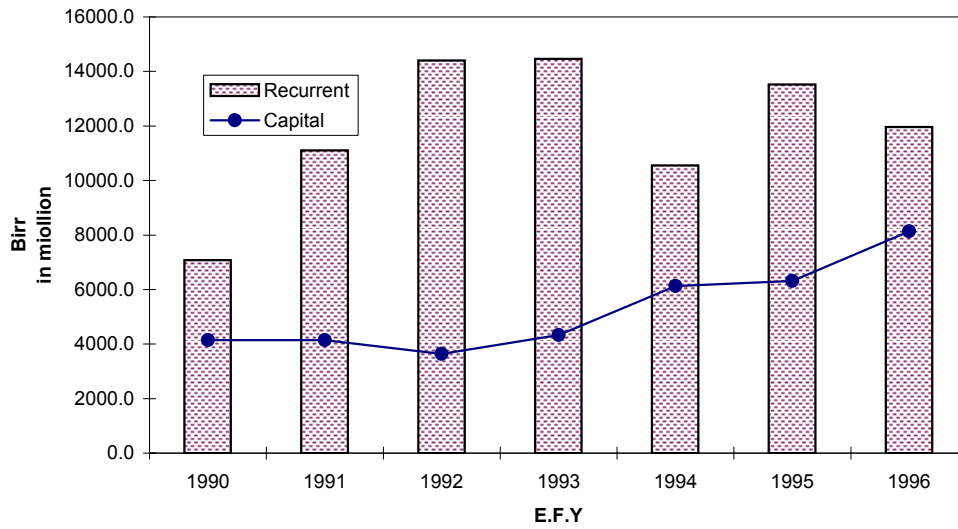


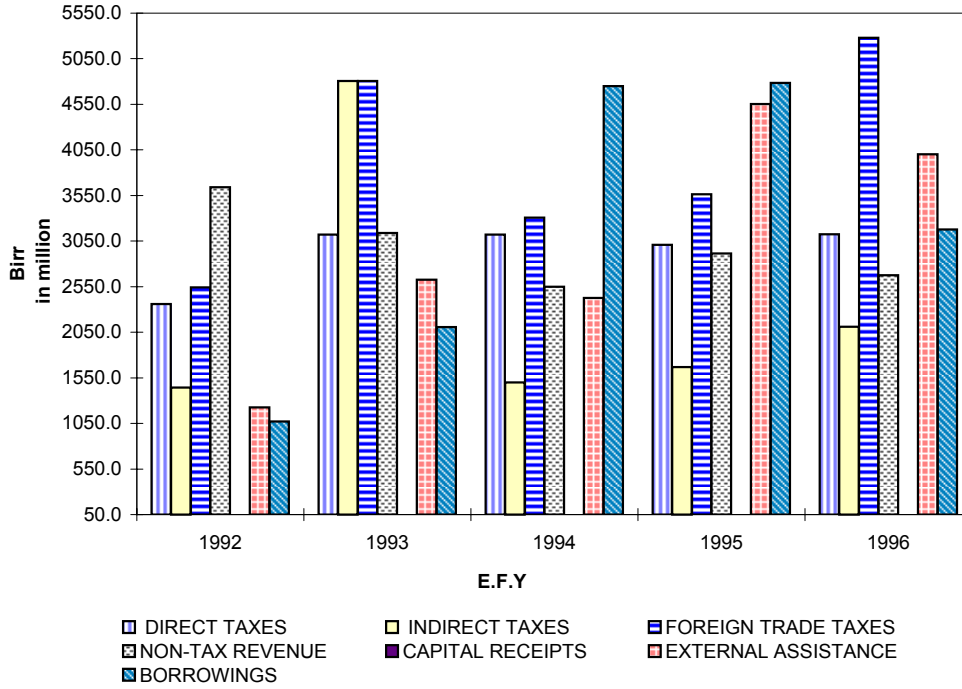
K1. GENERAL GOVERNMENT REVENUE



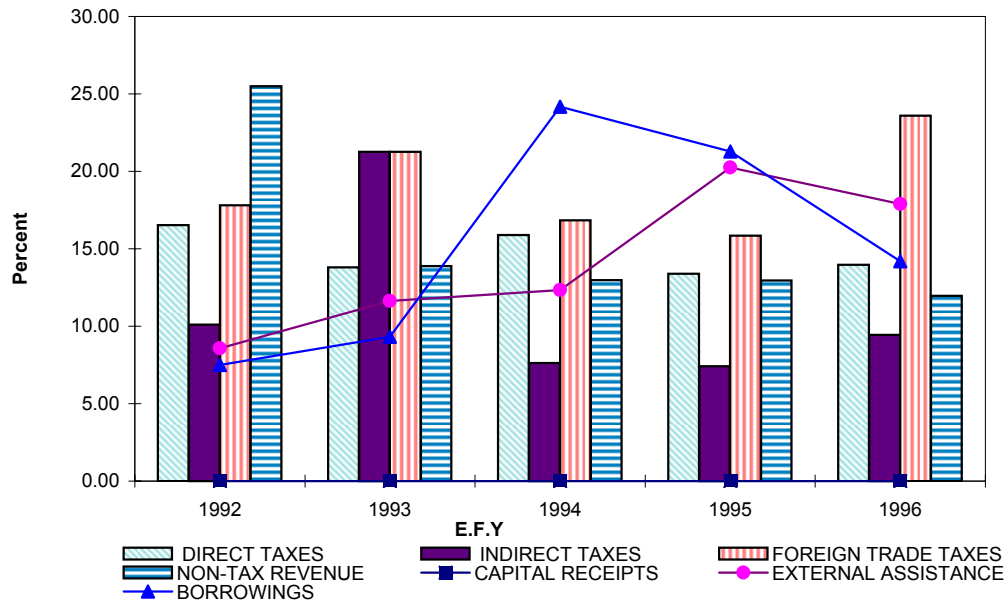
K2. GENERAL GOVERNMENT EXPENDITURE



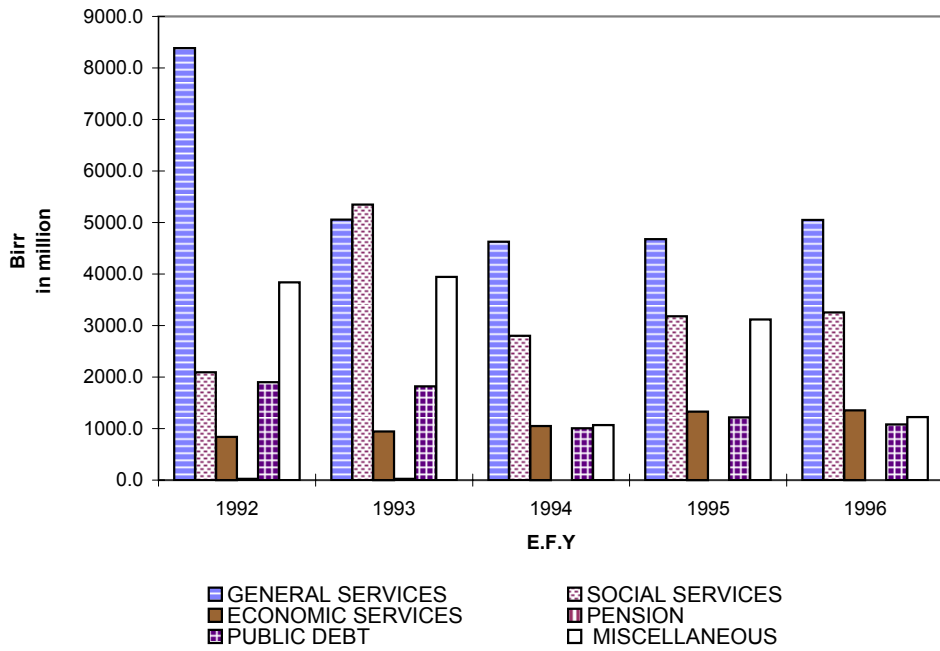
K3. GENERAL GOVERNMENT REVENUE BY SOURCE



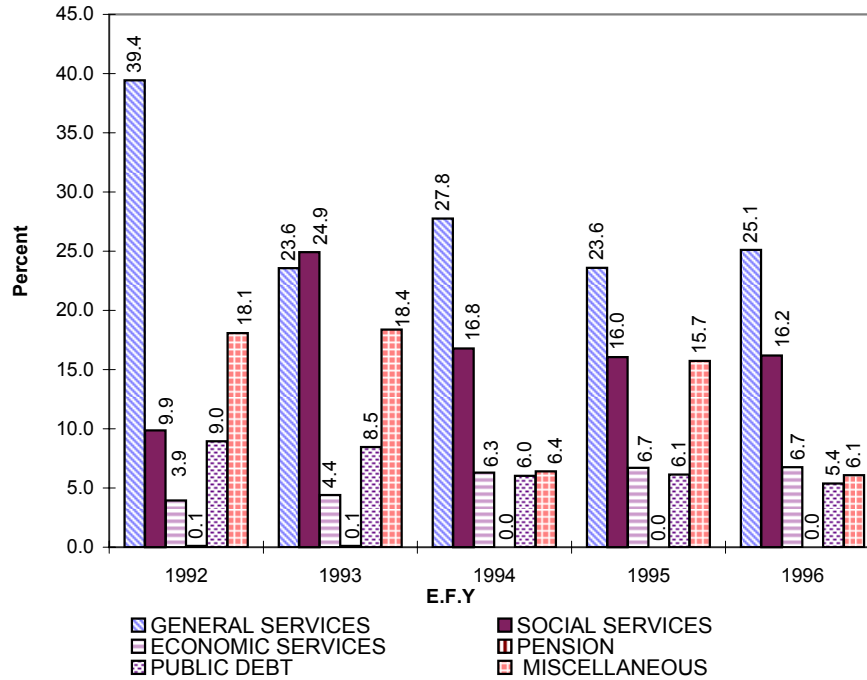
K4. PERCENTAGE COMPOSITION OF GOVERNMENT REVENUE BY SOURCE



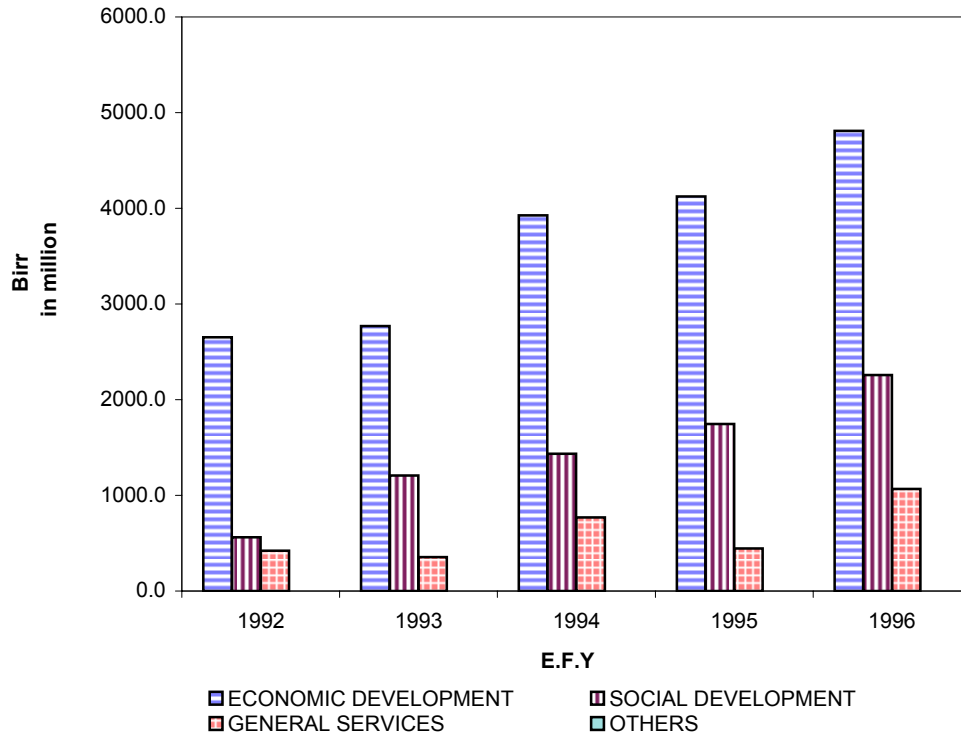
K5. RECURRENT GOVERNMENT EXPENDITURE



K6. PERCENTAGE COMPOSITION OF RECURRENT GOVERNMENT EXPENDITURE



K7. GENERAL GOVERNMENT CAPITAL EXPENDITURE



የመንግሥት ገቢና ወጪ
GENERAL GOVERNMENT REVENUE AND EXPENDITURE

ሠንጠረዥ ተ.1 TABLE K.1 በሚሊዮን ብር IN MILLION BIRR

በጀት ዓመት	ገቢ			ወጪ			
	ድምር	ከሀገር ውስጥ	ከውጭ ሀገር	ድምር	ደመወዝና ሥራ ማስኬጃ	የካፒታል ወጪ	
1972	1971.8	1555.2	416.6	2365.0	1654.6	710.4	1979/80**
1973	2184.2	1665.4	518.8	2678.4	1741.1	937.3	1980/81**
1974	2406.9	1859.6	547.3	2887.7	1838.6	1049.1	1981/82**
1975	2777.8	2100.0	677.8	3325.2	2043.5	1281.7	1982/83**
1976	2897.6	2255.3	642.3	3459.8	2224.8	1235.0	1983/84**
1977	3243.0	2381.1	861.9	3983.1	2419.3	1563.8	1984/85**
1978	3525.7	2479.0	1046.7	4398.4	2466.9	1931.5	1985/86**
1979	3681.9	2697.8	984.1	4593.9	2638.8	1955.1	1986/87**
1980	3995.7	2894.4	1101.3	5133.1	3097.1	2036.0	1987/88**
1981	4328.2	3047.9	1280.3	6042.2	3758.5	2283.7	1988/89**
1982	4417.6	2985.4	1432.2	6539.1	4153.5	2385.6	1989/90**
1983	4449.6	3280.0	1169.6	4913.2	3699.2	1214.0	1990/91
1984	3733.8	2292.0	1441.8	4256.9	3305.1	951.8	1991/92
1985	3657.3	3191.2	466.1	5289.1	3517.9	1771.2	1992/93
1986	4926.1	3938.9	987.2	7202.8	4508.4	2694.4	1993/94
1987	7044.5	5912.8	1131.7	8868.1	5711.6	3156.5	1994/95
1988	8062.9	6966.1	1096.8	9456.7	5894.1	3562.6	1995/96
1989	9381.4	7877.4	1504.0	10142.7	5842.8	4299.9	1996/97
1990	9686.4	8413.1	1273.3	11227.9	7081.3	4146.6	1997/98
1991	11200.7	9557.5	1643.2	15243.9	11099.8	4144.1	1998/99
1992	11207.5	9982.8	1224.7	18033.1	14399.4	3633.7	1999/00
1993	13201.5	10573.5	2628.0	18796.9	14466.1	4330.8	2000/01
1994*	12901.0	10476.0	2425.0	16679.0	10550.0	6129.0	2001/02*
1995*	15710.0	11156.0	4554.0	19840.0	13527.0	6313.0	2002/03*
1996*	17193.0	13192.0	4001.0	20097.0	11961.0	8136.0	2003/04*
	TOTAL	DOMESTIC	FOREIGN	TOTAL	SALARY AND OPERATING COST	CAPITAL EXPENDITURE	BUDGET YEAR
	REVENUE			EXPENDITURE			

የዓመቱ መጨረሻ ሰኔ 30 ነው ::

YEAR ENDING JULY 7

ከገንዘብ ሚኒስቴር የሂሳብ ማጠቃለያ የተገኘ

SOURCE: MINISTRY OF FINANCE, CENTRAL
ACCOUNTING DEPARTMENT

**የበጀት ግምት

** BUDGET ESTIMATE

* ጊዜያዊ ትክክለኛ

* PRELIMINARY ACTUAL

የመንግሥት ገቢ፡ በገቢው ዓይነት
GOVERNMENT REVENUE BY SOURCE

ሠንጠረዥ ተ.2	TABLE K.2			በሚሊዮን ብር	IN MILION BIRR
	1991+	1992+	1993*		
የታክሶች ገቢ	5600.6	6343.4	7435.9	TAX REVENUE	
አመታዊ የእድገት መጠን በመቶኛ	4.6	14.6	17.2	ANNUAL GROWTH RATE (%)	
ከገቢ እና ከትርፍ ላይ የተገኙ ታክሶች	1842.5	2161.3	2491.1	INCOME AND PROFIT TAX	
ከደመወዝ ግብር	515.5	584.2	684.5	PERSONAL INCOME TAX	
ከኪራይ	35.1	50.4	48.2	RENTAL INCOME TAX	
ከንግድ	1155.0	1361.5	1455.7	BUSINESS PROFIT TAX	
ከእርሻ	112.8	117.7	119.9	AGRICULTURAL INCOME TAX	
ሌላ ገቢ	4.4	6.7	133.1	OTHER INCOME	
ከኮፒታል ገቢ ግብር	19.7	40.8	49.7	CAPITAL GAINS TAX	
ከገጠር መራት ግብር	108.4	111.6	116.2	RURAL LAND USE FEE	
ከከተማ መራት ግብር	66.9	86.8	122.7	URBAN LAND LEASE FEE	
ቀጥታ ያልሆኑ ገቢዎች	1204.3	1442.2	1381.9	DOMESTIC INDIRECT TAXES	
ከሽያጭ /አክሲዮን ታክስ	923.8	1081.5	975.6	SALES/ EXCISE/ TAXES	
ከነዳጅ ቀረጥ	0.0	0.0	0.0	PETROLEUM PRODUCTS	
ከአልኮል አክሲዮን ታክስ	327.7	267.1	249.5	ALCOHOL & TOBACCO	
ሌሎች አክሲዮን ታክሶች	596.1	814.4	726.1	OTHER EXCISE TAXES	
ከአገልግሎት ንግድ ታክስ	174.3	233.3	281.3	SERVICE SALES TAX	
ከቴምብር ቀረጥ	106.2	127.4	125.0	STAMP DUTIES	
ከውጭ አገር ንግድ ቀረጥ	2223.2	2394.0	3230.7	IMPORT DUTIES AND TAXES	
ከገቢ እቃዎች የጥምርክ ቀረጥ	1131.0	1074.0	1275.4	CUSTOM DUTIES	
ከሽያጭ አክሲዮን ታክስ	1092.2	1106.4	1434.3	SALES/ EXCISE/ TAXES	
ከነዳጅ ውጤቶች ቀረጥ	67.4	86.4	106.8	PETROLEUM PRODUCTS	
ከውጭ ከሚገቡ አልኮሎች እና ትምባሆኖች	19.2	25.4	18.6	ALCOHOL AND TOBACCO	
ከሌሎች የገቢ እቃዎች	1005.6	994.5	1308.9	OTHER IMPORTS	
ሱር ታክስ	-	213.6	521.0	SUR TAX	
ከወጪ እቃ ቀረጥ	155.3	147.5	93.3	EXPORT TAXES	
የጥምርክ ቀረጥ	155.3	147.5	93.3	CUSTOM DUTIES	
ከቡና ቀረጥ	155.3	147.5	93.3	COFFEE DUTIES	
ከቡና ሱር ታክስ	0.0	0.0	0.0	COFFEE SURTAX	
ከሌሎች	0.0	0.0	0.0	OTHER	
ከትራንዛክሽን ታክስ	0.0	0.0	0.0	TRANSACTION TAX	
ታክስ ያልሆኑ ገቢዎች	3861.6	3639.2	3137.9	NON-TAX REVENUE	
ከመዋሪኮ	176.6	198.6	179.1	CHARGES AND FEES	
ከእቃዎችና አገልግሎቶች				SALES OF GOODS	
ሽያጭ	282.4	396.0	339.4	AND SERVICES	
ከመንግስት እዳክስተመንት	1423.0	1182.2	1353.4	GOV'T INVESTMENT INCOME	
ከጠረታ	0.0	0.0	0.0	CONTRIBUTION TO PENSIONS FUND	
ከንብረት ሽያጭ	91.8	7.9	26.5	REIMBURSEMENT & PROPERTY SALES	
ልዩ ልዩ ገቢዎች	667.2	554.6	593.5	MISCELLANEOUS REVENUE	
ሌሎች ልዩ ገቢዎች	420.6	649.9	246.0	OTHER EXTRAORDINARY	
ከፕራይቪታይዜሽን ገቢ	800.0	650.0	400.0	PRIVATIZATION PROCEEDS	
ጠቅላላ ገቢ	9462.2	9982.6	10573.8	TOTAL REVENUES	
አመታዊ ለውጦች በመቶኛ	16.4	4.3	5.6	ANNUAL CHANGES(%)	
የውጭ ድጋፍ	1762.1	1224.7	2628.0	EXTERNAL GRANTS	
እርዳታ በአይነት	1343.6	1184.0	1651.0	GRANTS IN KIND/EARMARKED	
አገልግሎት ያልተወሰነ የገንዘብ ድጋፍ					
ሲፒኤፍ/አርዳታ	418.5	40.7	977.0	UNTIED CASH & CPF/GRANTS	
ጠቅላላ ገቢና ድጋፍ	11224.3	11207.3	13201.8	TOTAL REVENUE AND GRANTS	
	1998/99+	1999/00+	2000/01*		

የዓመቱ መጨረሻ ሰኔ 30 ነው ::

YEAR ENDING JULY 7

ከገንዘብ ሚኒስቴር የሚገኝ ማጠቃለያ የተገኘ

SOURCE: MINISTRY OF FINANCE, CENTRAL ACCOUNTING DEPARTMENT

* ጊዜያዊ ትክክለኛ

* PRELIMINARY ACTUAL

+ የታረመ

+ REVISED

ሠንጠረዥ ተ.2 /የቀጠለ/

TABLE K.2 (CONT'D)

በሚሊዮን ብር

IN MILLION BIRR

	1994*	1995*	1996*	
የታክሶች ገቢ	7834.0	8244.0	10455.0	TAX REVENUE
አመታዊ የእድገት መጠን በመቶኛ	3.3	4.0	27.6	ANNUAL GROWTH RATE (%)
ከገቢ እና ከትርፍ ላይ የተገኙ ታክሶች	2980.0	2879.0	2763.0	INCOME AND PROFIT TAX
ከደመወዝ ግብር	760.0	833.0	940.0	PERSONAL INCOME TAX
ከኪራይ	46.0	52.0	53.0	RENTAL INCOME TAX
ከንግድ	1679.0	1639.0	1302.0	BUSINESS PROFIT TAX
የትርፍ ገቢ ግብር	304.0	228.0	228.0	WITHHOLDING INCOME TAX ON IMPORT
ከእርሻ	130.0	72.0	138.0	AGRICULTURAL INCOME TAX
ሌላ ገቢ	41.0	45.0	85.0	OTHER INCOME
ከኮፒታል ገቢ ግብር	20.0	10.0	17.0	CAPITAL GAINS TAX
ከገጠር መረት ግብር	113.0	88.0	114.0	RURAL LAND USE FEE
ከከተማ መረት ግብር	28.0	44.0	186.0	URBAN LAND LEASE FEE
ቀጥታ ያልሆኑ ገቢዎች	1499.0	1668.0	2112.0	DOMESTIC INDIRECT TAXES
ከሽያጭ /ኤክስፖርት ታክስ	1060.0	1144.0	1534.0	SALES/ EXCISE/ TAXES
ከነጻጅ ቀረጥ	0.0	0.0	0.0	PETROLEUM PRODUCTS
ከአልኮል ኤክስፖርት ታክስ	293.0	278.0	279.0	ALCOHOL & TOBACCO
ሌሎች ኤክስፖርት ታክሶች	767.0	866.0	1255.0	OTHER EXCISE TAXES
ከአገልግሎት ንግድ ታክስ	335.0	397.0	417.0	SERVICE SALES TAX
ከቴምብር ቀረጥ	104.0	127.0	161.0	STAMP DUTIES
ከውጭ አገር ንግድ ቀረጥ	3186.0	3564.0	5280.0	IMPORT DUTIES AND TAXES
ከገቢ እቃዎች የጥምሩክ ቀረጥ	1465.0	1606.0	2435.0	CUSTOM DUTIES
ከሽያጭ ኤክስፖርት ታክስ	1721.0	1888.0	2835.0	SALES/ EXCISE/ TAXES
ከነጻጅ ውጤቶች ቀረጥ	119.0	104.0	63.0	PETROLEUM PRODUCTS
ከውጭ ከሚገቡ አልኮሎች እና ትምባሆዎች	41.0	40.0	42.0	ALCOHOL AND TOBACCO
ከሌሎች የገቢ እቃዎች	1561.0	1744.0	2730.0	OTHER IMPORTS
ስር ታክስ	94.0	70.0	10.0	SUR TAX
ከውጪ እቃ ቀረጥ	28.0	1.0	0.0	EXPORT TAXES
የጥምሩክ ቀረጥ	28.0	1.0	0.0	CUSTOM DUTIES
ከቡና ቀረጥ	28.0	1.0	0.0	COFFEE DUTIES
ከቡና ሱር ታክስ	0.0	0.0	0.0	COFFEE SURTAX
ከሌሎች	0.0	0.0	0.0	OTHER
ከትራንዛክሽን ታክስ	0.0	0.0	0.0	TRANSACTION TAX
ታክስ ካልሆኑ ገቢዎች	2550.0	2915.0	2677.0	NON-TAX REVENUE
ከመዋጮ	237.0	252.0	321.0	CHARGES AND FEES
ከእቃዎችና አገልግሎቶች ሽያጭ	338.0	330.0	376.0	SALES OF GOODS AND SERVICES
ከመንግስት ኢንቨስትመንት ከጠረታ	1017.0	1102.0	1250.0	GOV'T INVESTMENT INCOME**
ከንብረት ሽያጭ	288.0	204.0	185.0	REIMBURSEMENT & PROPERTY SALES
ልዩ ልዩ ገቢዎች	521.0	484.0	371.0	MISCELLANEOUS REVENUE
ሌሎች ልዩ ገቢዎች	81.0	535.0	163.0	OTHER EXTRAORDINARY
ከፕራይቪታይዜሽን ገቢ	68.0	8.0	11.0	PRIVATIZATION PROCEEDS
ጠቅላላ ገቢ	10384.0	11159.0	13132.0	TOTAL REVENUES
አመታዊ ለውጦች በመቶኛ	16.4	4.3	5.6	ANNUAL CHANGES(%)
የውጭ ድጋፍ	2425.0	4554.0	4001.0	EXTERNAL GRANTS
እርዳታ በአይነት	2120.0	4087.0	1746.0	GRANTS IN KIND/EARMARKED
አገልግሎት ያልተወሰነ የገንዘብ ድጋፍ ሲፐር/አርዳታ	305.0	467.0	2255.0	UNTIED CASH & CPF/GRANTS
ጠቅላላ ገቢና ድጋፍ	12809.0	15713.0	17133.0	TOTAL REVENUE AND GRANTS
	2001/02*	2002/03*	2003/04*	

የግመት መጨረሻ ሰኔ 30 ነው ።

YEAR ENDING JULY 7

ከገንዘብ ሚኒስቴር የሚገኘው ማጠቃለያ የተገኘ

SOURCE: MINISTRY OF FINANCE, CENTRAL ACCOUNTING DEPARTMENT

* ጊዜያዊ ትክክለኛ

* PRELIMINARY ACTUAL

+ የታረመ

+ REVISED

** Residual surplus, capital charge and interest income

የመንግሥት ወጪ፣ በወጪ ዓይነት፣ ገቢ በገቢ ዓይነት
 GOVERNMENT EXPENDITURE AND REVENUE BY PURPOSE

ሠንጠረዥ ተ.3

TABLE K.3

በሚሊዮን ብር IN MILION BIRR

	1993	1994*	1995*	1996*	
ወጪ					EXPENDITURE
ሀ. መደበኛ ወጪ	17137.7	10551.0	13528.0	11961.0	A. RECCURENT EXPENDITURE
1. ለጠቅላላ አገልግሎት	5057.2	4630.0	4679.0	5048.0	1. GENERAL SERVICES
2. ለማህበራዊ አገልግሎት	5348.7	2800.0	3183.0	3253.0	2. SOCIAL SERVICES
3. ለኢኮኖሚ አገልግሎት	943.3	1049.0	1328.0	1356.0	3. ECONOMIC SERVICES
4. ለጡረታ	26.0	0.0	0.0	0.0	4. PENSION
5. ለእዳ ክፍያ	1818.0	1005.0	1219.0	1080.0	5. PUBLIC DEBT
6. ለልዩ ልዩ ወጪዎች	54.1	61.0	229.0	525.0	6. MISCELLANEOUS EXPENDITURE
7. ድጎማ	2671.6	0.0	0.0	0.0	7. SUBSIDIES
8. ከውጭ እርዳታ	1200.0	1006.0	2890.0	699.0	8. EXTERNAL ASSISTANCE
9. ሰፍተኛ ኔት	18.8	0.0	0.0	0.0	9. SAFETY NET
ለ. የካፒታል ወጪ	4330.8	6129.0	6313.0	8136.0	B. CAPITAL EXPENDITURE
1. ለኢኮኖሚ	2769.7	3925.0	4124.0	4811.0	1. ECONOMIC DEVELOPMENT
2. ለማህበራዊ ኑሮ እድገት	1207.1	1434.0	1745.0	2258.0	2. SOCIAL DEVELOPMENT
3. ለጠቅላላ አገልግሎት	354.0	770.0	444.0	1067.0	3. GENERAL SERVICES
4. ሌሎች ወጪዎች	-	-	-	-	4. OTHERS
ሐ. የካፒታል ድጋፍ	0.0	971.0	655.0	272.0	C. SINKING FUND
ጠቅላላ ወጪ	21468.5	17651.0	20496.0	20369.0	TOTAL EXPENDITURE
ገቢ					REVENUE
ሀ. መደበኛ ገቢ	15869.9	10476.0	11157.0	13191.0	A. ORDINARY REVENUE
1. ቀጥታ ቀረጦች	3120.0	3120.0	3010.0	3123.0	1. DIRECT TAXES
2. ቀጥታ ካልሆኑ ቀረጦች	4806.0	1498.0	1668.0	2112.0	2. INDIRECT TAXES
3. ከውጭ አገር ንግድ ቀረጦች	4806.0	3308.0	3565.0	5279.0	3. FOREIGN TRADE TAXES
4. ያልተቀረጡ ገቢዎች	3137.9	2550.0	2914.0	2677.0	4. NON-TAX REVENUE
ለ. የካፒታል ገቢ	-	-	-	-	B. CAPITAL RECEIPTS
ሐ. የውጭ አገር እርዳታ	2628.0	2425.0	4554.0	4001.0	C. EXTERNAL ASSISTANCE
መ. ከውጭ ቀረ	-5595.4	-4749.0	-4785.0	-3177.0	D. CASH BALANCE
ሠ. ብድር	2106.0	4749.0	4785.0	3176.0	E. BORROWINGS
1. ከውጭ አገር	2052.2	4905.0	3865.0	2399.0	1. EXTERNAL
2. ከአገር ውስጥ	53.8	-156.0	920.0	777.0	2. INTERNAL
ጠቅላላ ገቢ እና እርዳታ	18497.9	12901.0	15711.0	17192.0	TOTAL REVENUE AND GRANTS
	2000/01	2001/02*	2002/03*	2003/04*	

...መረጃ አልተገኘም

... DATA NOT AVAILABLE

የዓመቱ መጨረሻ ሰኔ 30 ነው

YEAR ENDING JULY 7

ከገንዘብ ሚኒስቴር የሂሳብ ማጠቃለያ የተገኘ

SOURCE:- 1. MINISTRY OF FINANCE, CENTRAL ACCOUNTING DEPARTMENT

* ጊዜያዊ ትክክለኛ

* PRELIMINARY ACTUAL

የመንግስት መደበኛ ወጪ
CURRENT GOVERNMENT EXPENDITURE

ሠንጠረዥ ተ.4 TABLE K.4

በሚሊዮን ብር IN MILLION BIRR

	1993	1994*	1995*	1996*	
ጠቅላላ አገልግሎት	5057.1	4630.0	4678.0	5048.0	GENERAL SERVICES
ለግዕዝላዊ መንግስት	418.8	464.0	540.0	639.0	ORGAN OF THE STATE
ለአገር መከላከያ	3307.0	2610.0	2341.0	2452.0	NATIONAL DEFENCE
ላፍትህ	672.7	207.0	189.0	280.0	JUSTICE
ለአገር ውስጥ ጥበቃ	62.1	574.0	792.0	766.0	PUBLIC ORDER & SECURITY
ለጠቅላላ አገልግሎት	596.5	775.0	816.0	911.0	GENERAL SERVICES
ለኢኮኖሚ አገልግሎት	943.3	1048.0	1328.0	1356.0	ECONOMIC SERVICES
ለግብርና	633.8	675.0	730.0	870.0	AGRICULTURE AND NATURAL RESOURCES
ለንግድና ኢንዱስትሪ	55.0	116.0	213.0	109.0	TRADE AND INDUSTRY
ለማዕድንና ሀይል	26.4	32.0	39.0	40.0	MINES AND ENERGY
ለቱሪዝም	11.6	13.0	22.0	16.0	TOURISM
ለትራንስፖርትና መገናኛ	86.0	63.0	155.0	161.0	TRANSPORT AND COMMUNICATIONS
ለኮንስትራክሽን	100.9	119.0	139.0	132.0	CONSTRUCTION
ለኢኮኖሚ ልማት ጥናት	29.6	30.0	30.0	28.0	ECONOMIC DEVELOPMENT STUDY
ለሕዝባዊ አገልግሎት	5348.7	2801.0	3183.0	3253.0	SOCIAL SERVICES
ለትምህርትና ሥልጠና	1511.1	1777.0	2276.0	2511.0	EDUCATION AND TRAINING
ለባህልና ስፖርት	33.2	57.0	52.0	71.0	CULTURE AND SPORTS
ለጤና ጥበቃ	468.0	522.0	526.0	532.0	PUBLIC HEALTH
ለማህበራዊ ጉዳዮች	61.4	64.0	61.0	76.0	LABOUR AND SOCIAL AFFAIRS
ለመልሶ ማቋቋም	158.2	381.0	268.0	63.0	REHABILITATION
ሌሎች ወጪዎች	3116.8	0.0	0.0	0.0	OTHERS
የጡረታ ወጪ	26.0	0.0	0.0	0.0	PENSION EXPENDITURE
ዕዳ መክፈያ	1818.0	1005.0	1219.0	1080.0	PUBLIC DEBT
የአገር ውስጥ ዕዳ ወለድ	575.1	572.0	625.0	576.0	INTERNAL DEBT INTEREST
የአገር ውስጥ ዕዳ	73.3	INTERNAL DEBT PRINCIPAL
የውጭ አገር ብድር ወለድ	504.7	433.0	594.0	504.0	EXTERNAL DEBT INTEREST
የውጭ አገር ዕዳ	664.9	EXTERNAL DEBT PRINCIPAL
ልዩ ልዩ ዕዳዎች	54.1	61.0	229.0	525.0	MISCELLANEOUS
ለድጎማ	2671.6	0.0	0.0	0.0	SUBSIDIES
ከውጭ አገር ዕድዳታ	1200.0	1006.0	2890.0	699.0	EXTERNAL ASSISTANCE
ለሴፍቲ ኔት	18.8	0.0	0.2	0.0	SAFETY NET
ድምር	17137.6	10551.0	13527.2	11961.0	TOTAL RECURRENT EXPENDITURE
ዓመታዊ እድገት	0.5	-12.9	28.2	-11.6	ANNUAL GROWTH (%)
	2000/01	2001/02*	2002/03*	2003/04*	

የዓመቱ መጨረሻ ሰኔ 30 ነው ::

YEAR ENDING JULY 7

ከገንዘብ ሚኒስቴር የሂሳብ ማጠቃለያ የተገኘ

SOURCE: MINISTRY OF FINANCE, CENTRAL ACCOUNTING DEPARTMENT

* ጊዜያዊ ትክክለኛ

* PRELIMINARY ACTUAL