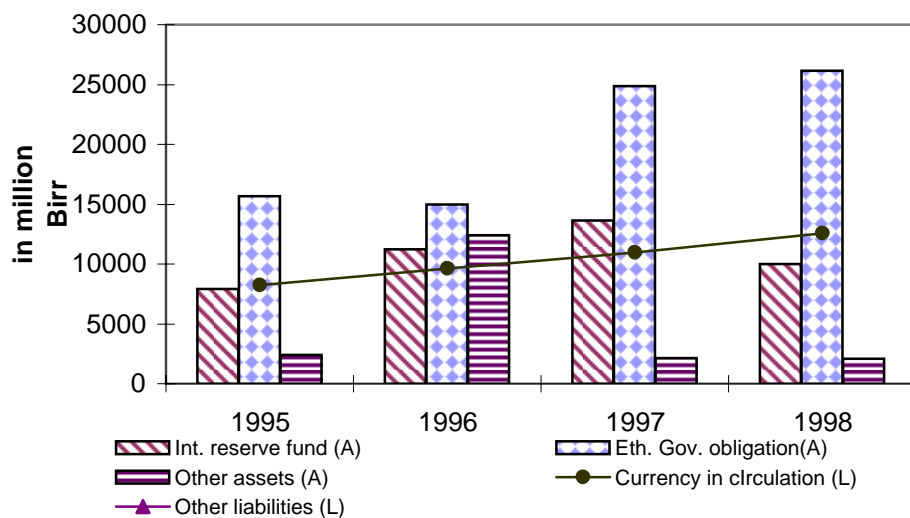
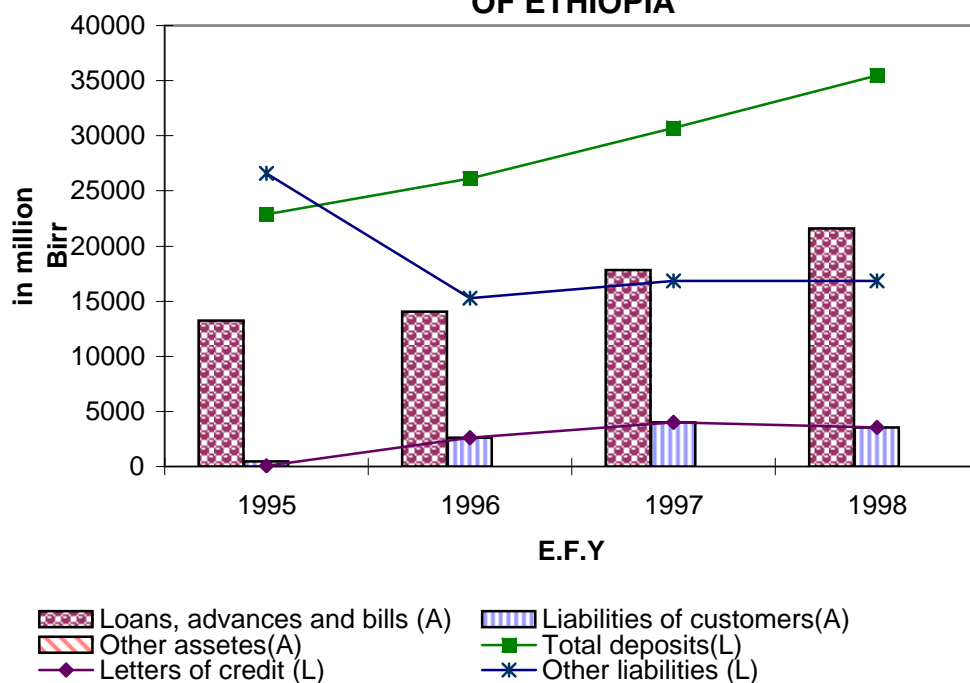


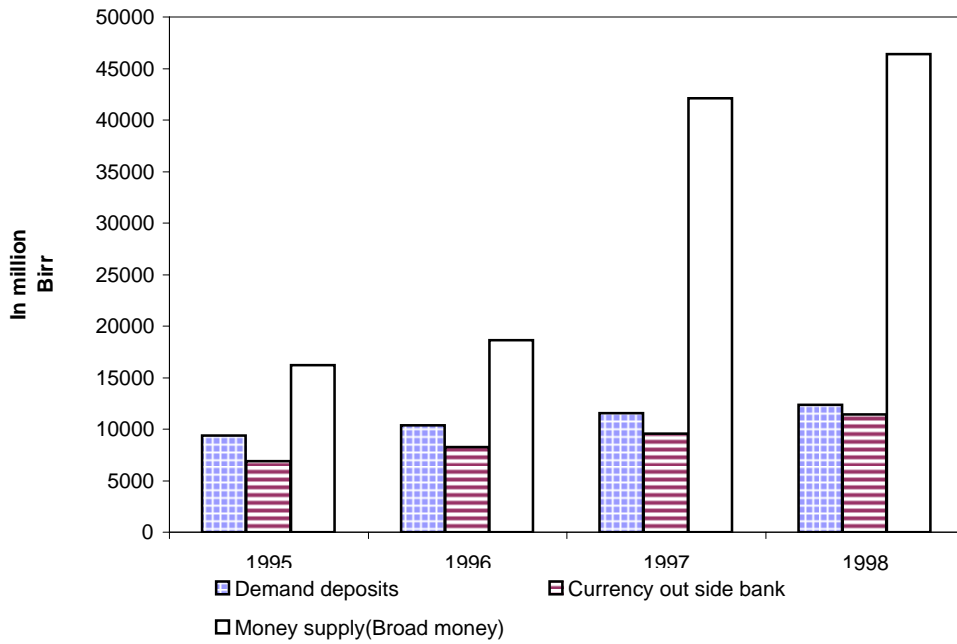
L1. CONDITION OF NATIONAL BANK OF ETHIOPIA



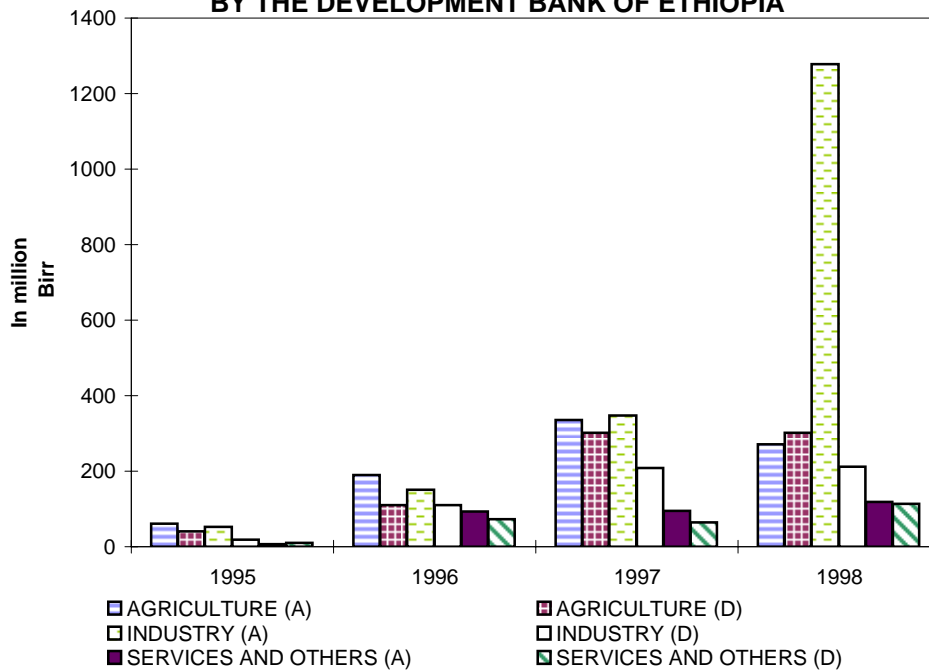
L2. CONDITION OF COMMERCIAL BANK OF ETHIOPIA



L3. COMPOSITION OF MONEY SUPPLY



L4. LOANS APPROVED AND DISBURSED BY THE DEVELOPMENT BANK OF ETHIOPIA



አጠቃላይ የብሔራዊ ባንክ የሂሳብ መግለጫ
CONSOLIDATED STATEMENT OF CONDITION
OF NATIONAL BANK OF ETHIOPIA

ሠንጠረዥ ት.1 TABLE L.1

በሚሊዮን ብር IN MILLION BIRR

	1995		1996		1997		1998		
	ታህሳስ	ሰኔ	ታህሳስ	ሰኔ	ታህሳስ	ሰኔ	ታህሳስ	ሰኔ	
ሀብቶች									ASSETS
አንተርናሽናል መጠባበቂያ ሂሳብ	7705.4	7902.2	9159.0	11215.7	13537.4	13613.6	10603.3	9978.9	INTERNATIONAL RESERVE FUND
ቅድሚያ ክፍያዎችና ያልተጣሩ ሂሳቦች	394.3	394.3	113.7	53.7	53.7	-	-	-	ADVANCES AND UNCLEARED EFFECTS
በአለም አቀፍ ድርጅቶች የተደረገ ኢንቨስትመንት	519.3	519.3	519.3	519.3	616.2	616.2	616.2	616.2	INVESTMENT IN INTERNATIONAL INSTITUTIONS
የንግድ ውል ሰነድ	-	-	-	-	-	-	-	-	CUSTOMERS LIABILITY ON DOCUMENTARY CREDITS
የኢትዮጵያ መንግስት ግዳጅ	15100.4	15664.4	15665.4	14957.3	22726.2	24842.2	28151.1	26132.8	ETHIOPIAN GOVERNMENT OBLIGATION
የብር ማንቲሞች	8.2	8.7	2.8	0.0	-	0.0	-	-	SILVER COINS
የማይንቀሳቀሱ ሀብቶች	126.0	140.6	146.8	155.9	169.5	172.1	174.6	188.7	FIXED ASSETS
ሌሎች ሂሳቦች	1130.9	1347.6	1328.1	1592.6	1483.0	1333.4	1475.2	1283.0	OTHER ACCOUNTS
የሀብት ድምር	24984.5	25977.1	26935.1	28494.5	38586.0	40577.5	41020.4	38199.6	TOTAL ASSETS
ዕዳዎች									LIABILITIES
በሥራ ላይ የሚገኝ ገንዘብ	7301.0	8240.2	8592.3	9606.0	8986.0	10961.7	10826.6	12560.2	CURRENCY OUT SIDE BANK
ሌሎች በቅርብ ተጠያቂ ዕዳዎች	-	-	-	-	-	-	-	-	OTHER SIGHT LIABILITIES
የዱቤ ሰነዶች	113.3	114.2	206.2	145.1	158.1	104.3	112.9	307.8	COMMERCIAL LETTERS OF CREDIT
የአለም አቀፍ ድርጅቶች በስም የማይዘዋወሩ የውጭ ሰነዶች	996.6	996.6	996.6	996.6	996.6	996.6	996.6	996.6	INTERNATIONAL INSTITUTIONS (NON-TRANSFERABLE PROMISSARY NOTES)
መጠባበቂያዎች	300.9	319.7	38.1	38.2	38.6	40.2	35.2	41.4	PROVISIONS
ሌሎች ሂሳቦች	1667.4	1820.5	2246.1	2059.1	3743.7	3355.3	3746.8	3205.0	OTHER ACCOUNTS
የካፒታልና የጠቅላላ መጠባበቂያ ሂሳብ	2544.3	2762.1	2849.3	3208.7	3302.7	3266.9	3267.4	1588.0	CAPITAL AND GENERAL RESERVE FUND
ተቀማጭ	12061.1	11723.8	12006.5	12440.7	21360.3	21852.3	22035.0	19500.5	DEPOSITS
የዕዳዎች ድምር	24984.6	25977.1	26935.1	28494.4	38586.0	40577.3	41020.5	38199.5	TOTAL LIABILITIES
	DEC.	JUNE	DEC.	JUNE	DEC.	JUNE	DEC.	JUNE	
	2002	2003		2004		2005		2006	

ከኢትዮጵያ ብሔራዊ ባንክ የሂሳብ መምሪያ የተገኘ
 SOURCE : NATIONAL BANK OF ETHIOPIA, ACCOUNTS DEPARTMENT

አጠቃላይ የንግድ ባንኮች የሂሳብ ሁኔታ መግለጫ
 CONSOLIDATED STATEMENT OF CONDITION
 OF COMMERCIAL BANK OF ETHIOPIA

ሠንጠረዥ ቸ.2 TABLE L.2

በሚሊዮን ብር IN MILLION BIRR

	1995		1996		1997		1998		
	ታህሳስ	ሰኔ	ታህሳስ	ሰኔ	ታህሳስ	ሰኔ	ታህሳስ	ሰኔ	
ሀብቶች									ASSETS
በእጅ ያለ ጥራ ገንዘብ	827.7	852.9	929.7	848.9	989.8	1335.3	1356.8	1302.2	CASH ON HAND
ያልተጣሩ የአገር ውስጥ ሂሳቦች	7781.7	10412.1	6879.8	11548.2	12123.3	14085.9	16000.2	12892.8	DOMESTIC UNCLEARED EFFECTS
ያልተጣሩ የውጭ አገር ሂሳቦች	501.2	447.8	442.9	617.8	448.0	737.8	834.9	892.4	FOREIGN UNCLEARED EFFECTS
የኢትዮጵያ መንግስት የግምጃ ቤት ሰነዶች	7029.1	8062.9	8511.5	11078.0	3510.3	4994.7	5664.3	10611.8	ETHIOPIAN GOVERNMENT TREASURY BILLS
ብድሮች በቅድሚያ የተከፈሉ ሂሳቦችና ቅናሽ የተደረገባቸው ሰነዶች									CLAIMS ON NON-CENTRAL GOVT
አንብስትመንት	13058.6	13235.9	14011.6	14057.8	16684.3	17795.2	20083.3	21595.8	- LOANS, ADVANCES AND BILLS DISCOUNTED
ንግድ ባንኮች	37.8	40.2	106.1	206.0	911.7	3270.1	3921.6	4598.4	- INVESTMENTS
አንጥልጥል ሂሳቦች	114.5	98.3	96.8	92.4	78.2	61.3	42.5	39.0	-COMMERCIAL BANKS
የባንክ ቤት የቢሮ ዕቃዎችና ሌሎች ቋሚ ንብረቶች	32.6	27.3	30.9	29.6	28.5	28.9	37.5	32.3	SUSPENSE ACCOUNTS
ሌሎች ከውጭ አገር የሚገኙ ሀብቶች	639.0	652.5	678.3	735.9	775.7	812.5	872.1	952.6	PREMISES FURNITURE AND OTHER ASSETS
ሌሎች ከውጭ አገር የሚገኙ ሀብቶች	45.7	48.9	33.1	25.5	26.2	22.5	25.1	20.1	OTHER FOREIGN ASSETS
ለንግድ ክሬዲቶች የደንበኞች ስዳ									LIABILITIES OF CUSTOMERS FOR LETTERS OF CREDIT, ACCEPTANCE ETC.
ሌሎች ሂሳቦች	502.1	454.7	3448.1	2592.2	3362.3	4023.2	3585.3	3549.2	OTHER CONTINGENT ASSETS
በብሔራዊ ባንክ ተቀማጭ ገንዘብ	2963.4	4242.7	2516.5	2720.9	2645.1	2848.7	2072.3	1995.0	DEPOSITS WITH NATIONAL BANK
በውጭ አገር ባንኮች ተቀማጭ ገንዘብ	3255.1	3816.9	4232.4	4789.7	13528.1	12855.6	13288.3	8452.1	DEPOSIT WITH FOREIGN BANKS
በኤርትራ ባንኮች ተቀማጭ ገንዘብ	2828.9	3338.9	4336.7	2999.8	2137.2	2726.6	4004.7	3240.2	DEPOSIT WITH ERITREAN BANKS
ከአገር ውስጥና ከውጭ አገር ባንኮች ተቀማጭ ሂሳቦች	2369.7	2369.7	2369.7	2369.7	2369.7	2369.7	2369.7	2369.7	DUE FROM OTHER DOMESTIC AND FOREIGN BANKS
ከመንግስት የሚሰበሰቡ	274.8	388.8	255.8	421.8	418.9	500.8	434.7	522.6	CLAIMS ON GOVERNMENT
የሀብት ድምር	2213.8	2480.7	2480.7	2665.2	2549.7	2264.1	2182.7	2179.6	
ጠቅላላ ሀብት	44475.7	50971.2	51360.6	57799.4	62587.0	70732.9	76776.0	75245.8	TOTAL ASSETS
ልዩ ልዩ ሀብቶች									LIABILITIES
የመንግስት መንግስት ያልሆነ ተቀማጭ									NON-CENTRAL GOVT DEPOSITS
ተንቀሳቃሽ ሂሳብ	9035.1	9214.3	9352.6	10559.3	10713.3	11811.5	12063.6	12907.2	DEMAND DEPOSITS
የቀጠባና የጊዜ ገደብ ተቀማጮች	12878.6	13643.4	14576.5	15590.0	17219.1	18922.3	20893.1	22565.5	SAVING AND TIME DEPOSITS
የተቀማጭ ገንዘብ ድምር	21913.7	22857.7	23929.1	26149.3	27932.4	30733.8	32956.7	35472.7	TOTAL DEPOSITS
የመንግስት ተቀማጭ ገንዘብ	2044.7	2701.4	3187.9	3933.3	5079.8	5205.1	6274.2	6620.8	GOVT DEPOSITS
የውጭ ስዳ	1654.3	1674.7	1848.4	1889.5	1680.8	1979.7	1670.7	1735.8	FOREIGN LIABILITIES
የካፒታል ሂሳቦች									CAPITAL ACCOUNT
አክሲዮን	1245.8	1282.2	1336.0	1364.4	1430.5	1461.2	1748.8	1915.7	SHARES
የባንኮች ተቀማጭ ገንዘብ	79.8	66.9	72.6	708.3	746.1	837.8	891.0	1017.6	RESERVES
ሌሎች	1203.2	815.1	1392.9	557.9	911.0	560.6	1005.4	659.5	OTHER
ሌሎች ስዳዎች	-	-	-	-	-	-	-	-	- OTHER LIABILITIES
የካፒታል ሂሳቦች	-	-	-	-	-	-	-	-	- CAPITAL FUNDS
ሌሎች ሂሳቦች	16010.0	21271.0	15775.3	20430.4	21288.7	25766.6	28533.1	24171.5	OTHER ACCOUNTS
የዱቤ ሰነዶች	97.3	75.7	3636.7	2592.2	3362.3	4023.2	3585.3	3549.2	LETTERS OF CREDIT, ACCEPTANCE, ETC.
ብድሮች	226.7	226.7	181.6	173.9	155.4	134.1	110.9	103.0	BORROWINGS
የስዳዎችና የካፒታል ድምር	44475.5	50971.4	51360.5	57799.2	62587.0	70702.1	76776.1	75245.8	TOTAL LIABILITIES AND CAPITAL
DEC.	JUNE	DEC.	JUNE	DEC.	JUNE	DEC.	JUNE		
2002	2003		2004		2005		2006		

ከኢትዮጵያ ብሔራዊ ባንክ ሂሳብ መምሪያ የተገኘ
 SOURCE : NATIONAL BANK OF ETHIOPIA, ACCOUNTS DEPARTMENT

*Revised
 *የታረመ

የሌሎች ገንዘብ ነክ ድርጅቶች የሂሳብ ሁኔታ መግለጫ(የኢትዮጵያ ልማት ባንክ)
STATEMENT OF CONDITION OF OTHER FINANCIAL INSTITUTIONS(Development Bank of Ethiopia)

ሠንጠረዥ ቸ.3 TABLE L.3

በሚሊዮን ብር

IN MILLION BIRR

	1995		1996		1997 [*]		1998			
	ታህሳስ	ሰኔ	ታህሳስ	ሰኔ	ታህሳስ	ሰኔ	ታህሳስ	ሰኔ		
ሀብቶች									ASSETS	
በጥሬ ገንዘብና በአገር ውስጥ ባንኮች ያለ ሂሳብ	136.4	168.6	146.6	179.5	229.0	259.6	247.9	442.5	CASH AND BALANCE WITH DOMESTIC BANKS	
በውጭ አገር ያሉ ሀብቶች	11.2	10.9	22.0	24.1	54.7	113.2	57.2	86.8	FOREIGN ASSETS	
በማዕከላዊ መንግስት ላይ ያለ ገንዘብ መንግስታዊ ባለሆኑ ድርጅቶች ላይ ያለ ገንዘብ	34.0	34	104.6	104.6	96.6	96.6	88.7	88.7	CLAIMS ON CENTRAL GOVERNMENT CLAIMS ON NON-CENTRAL GOVERNMENT	
ሌሎች ሀብቶች	829.3	910.7	917.9	1079.7	947.5	802.3	860.6	857.3	OTHER ASSETS	
የሀብቶች ድምር	3244.6	3355.3	3333.2	4812.4	5032.2	5349.9	5669.2	5911.1	TOTAL ASSETS	
ዕዳዎች									LIABILITIES	
የቁጠባና የጊዜ ገደብ ተቀማጮች	742.3	743	711.7	711.2	698.6	682	680.7	629.6	TIME AND SAVING DEPOSITS	
የካፒታል ሂሳብ	425.9	438.6	524.9	524.4	520.3	1971.4	1859.4	1858.1	CAPITAL ACCOUNTS	
የባንኮች ብድር	827.3	815.4	861.5	939	1018.6	1347.4	1354.7	1604.2	CREDIT FROM BANKS	
ከሌሎች ገንዘብ ድርጅቶች ብድር	-	-	-	-	-	-	-	-	-	CREDIT FROM OTHER FINANCIAL INSTITUTIONS
የመንግስት ብድር	13.8	13.8	0.7	1162.2	1195.2	0.7	0.7	0.7	CREDIT FROM GOVERNMENT	
የውጭ አገር ብድር	253.1	253.1	254.2	284.3	284.3	284.3	319.9	339.3	FOREIGN ADVANCES AND LOANS	
ሌሎች ሂሳቦች	982.4	1091.5	980.3	1191.3	1315.4	1064.1	1453.8	1479.2	OTHER ITEMS (NET)	
የዕዳዎች ድምር	3244.8	3355.4	3333.3	4812.4	5032.4	5349.9	5669.2	5911.1	TOTAL LIABILITIES	
	DEC.	JUNE	DEC.	JUNE	DEC.	JUNE [*]	DEC.	JUNE		
	2002	2003		2004		2005		2006		

ከኢትዮጵያ ብሔራዊ ባንክ የኢኮኖሚ ጥናትና የፕላን መምሪያ የተገኘ

SOURCE : NATIONAL BANK OF ETHIOPIA,
 ECONOMIC RESEARCH AND PLANNING DEPARTMENT

*Revised
 * የታረመ

በጠባብ የተተነተነ የገንዘብ መጠንና ዝርዝር
 SIZE AND COMPOSITION OF NARROW MONEY(M1)

ሠንጠረዥ ች.4 TABLE L.4

	ጠቅላላ ገንዘብ / በሚሊዮን ብር /			በጥርስነት		
	ድምር	ጠቅላላ በሥራ ላይ ያሉ ፍቶችና ቅንስና ሽ ገንዘቦች	የግል ተጠያቂ ተቀማጭ	/ጠቅላላ ገንዘብ 100/		
				ፍቶችና ቅንስና ሽ ገንዘቦች	ተቀማጭ	
ታህሳስ 22 1995	14431.8	5686.3	8745.5	39.4	60.6	2002 DECEMBER
ታህሳስ 22 1996	15909.2	6874.3	9034.9	43.2	56.8	2003 DECEMBER
ጥር 22 1996	16503.7	7200.5	9303.2	43.6	56.4	2004 JANUARY
የካቲት	16818.0	7379.9	9438.1	43.9	56.1	FEBRUARY
መጋቢት	16653.3	7408.5	9244.8	44.5	55.5	MARCH
ሚያዝያ	17032.0	7391.7	9640.3	43.4	56.6	APRIL
ግንቦት	16975.7	7510.6	9465.1	44.2	55.8	MAY
ሰኔ	18036.0	7843.9	10192.1	43.5	56.5	JUNE
ሐምሌ	18291.8	7789.4	10502.4	42.6	57.4	JULY
ነሐሴ	18358.7	7501.2	10857.5	40.9	59.1	AUGUST
መስከረም 1997	18107.1	7314.3	10792.8	40.4	59.6	SEPTEMBER
ጥቅምት	17476.4	7244.2	10232.2	41.5	58.5	OCTOBER
ኅዳር	17232.2	7380.8	9851.4	42.8	57.2	NOVEMBER
ታህሳስ	18662.9	8274.5	10388.4	44.3	55.7	DECEMBER
ጥር 22 1997	19575.6	8374.6	11201.0	42.8	57.2	2005 JANUARY
የካቲት	18037.0	8120.7	9916.3	45.0	55.0	FEBRUARY
መጋቢት	19122.5	8541.6	10580.9	47.7	55.3	MARCH
ሚያዝያ	19545.2	9300.3	10244.9	47.6	52.4	APRIL
ግንቦት	20568.5	9416.3	11152.2	45.8	54.2	MAY
ሰኔ	21286.5	10021.4	11265.1	47.1	52.9	JUNE
ሐምሌ	21002.8	9953.3	11049.5	47.4	52.6	JULY
ነሐሴ	21631.8	9750.8	11881.0	45.1	54.9	AUGUST
መስከረም	21406.7	9552.7	11854.0	44.6	55.4	SEPTEMBER
ጥቅምት	20968.5	9246.5	11722.0	44.1	55.9	OCTOBER
ኅዳር	20733.8	9440.0	11293.8	45.5	54.5	NOVEMBER
ታህሳስ	21205.8	9623.3	11582.5	45.4	54.6	DECEMBER
ጥር 22 1998	21977.6	10109.2	11868.4	46.0	54.0	2006 JANUARY
የካቲት	22013.1	10579.0	11434.1	48.1	51.9	FEBRUARY
መጋቢት	22919.5	11086.8	11832.7	48.4	51.6	MARCH
ሚያዝያ	22929.1	10809.0	12120.1	47.1	52.9	APRIL
ግንቦት	23528.7	11258.7	12270.0	47.9	52.1	MAY
ሰኔ	23811.9	11422.9	12389.0	48.0	52.0	JUNE
		CIRCULATING CURRENCY (CURRENCY outside Banks)	PRIVATE DEMAND DEPOSIT	CURRENCY	DEPOSIT	
		MONEY (MILLION BIRR)		PERCENT (TOTAL MONEY = 100)		

ከኢትዮጵያ ብሔራዊ ባንክ የኢኮኖሚ ጥናትና የጥላቻ መምሪያ የተገኘ
 SOURCE : NATIONAL BANK OF ETHIOPIA,
 ECONOMIC RESEARCH AND PLANNING DEPARTMENT

አንዳንድ የቁጠባና ጊዜያዊ ተቀማጭ ሂሳቦች
SELECTED DEPOSIT ITEMS

ሠንጠረዥ ቸ.5 TABLE L.5 በሚሊዮን ብር IN MILLION BIRR

	የቁጠባ ተቀማጭ	ጊዜያዊ ተቀማጭ /30 ቀናትና በላይ/	የመንግስት ተቀማጭ		
			ከብሔራዊ ባንክ	ከንግድ ባንክ	
ታህሳስ 22 1995	11737.8	1140.7	7667.5	2044.7	2002 DECEMBER
ታህሳስ 22 1996	13352.3	1224.2	6051.6	3187.9	2003 DECEMBER
ጥር 22 1996	13412.9	1264.1	6207.4	3727.8	2004 JANUARY
የካቲት	13532.9	1276.9	5894.4	3803.4	FEBRUARY
መጋቢት	13718.3	1306.1	7100.4	4289.8	MARCH
ሚያዝያ	13974.5	1225.5	5875.4	4606.9	APRIL
ግንቦት	14189.3	1212.7	5777.0	4508.1	MAY
ሰኔ	14369.6	1220.3	5568.0	3933.3	JUNE
ሐምሌ	14726.9	1242.0	5145.4	3623.9	JULY
ነሐሴ	15054.8	1241.7	4786.2	3807.4	AUGUST
መስከረም 1997	15273.8	1254.8	4888.5	4098.7	SEPTEMBER
ጥቅምት	15500.1	1267.7	4479.5	4830.1	OCTOBER
ኅዳር	15790.8	1292.7	4529.2	5082.3	NOVEMBER
ታህሳስ	15849.0	1370.2	4629.9	5079.8	DECEMBER
ጥር 22 1997	15924.2	1384.2	4984.0	5483.7	2005 JANUARY
የካቲት	16016.4	1439.8	5226.1	5877.2	FEBRUARY
መጋቢት	16252.0	1479.5	5076.7	5602.7	MARCH
ሚያዝያ	16660.0	1539.4	5012.2	5572.7	APRIL
ግንቦት	16421.2	1560.5	5523.6	5895.1	MAY
ሰኔ	17308.9	1611.8	5302.2	5134.9	JUNE
ሐምሌ	18096.7	1658.1	4512.3	4827.1	JULY
ነሐሴ	18209.4	1669.8	5094.0	4976.0	AUGUST
መስከረም 1998	18711.9	1714.6	4836.2	5494.1	SEPTEMBER
56868	18759.6	1706.2	5098.5	6068.7	OCTOBER
ኅዳር	18864.3	1744.6	5181.4	6001.2	NOVEMBER
ታህሳስ	19122.9	1770.2	5058.6	6274.2	DECEMBER
ጥር 22 1998	19190.5	1794.8	5430.8	6718.9	2006 JANUARY
የካቲት	19365.4	1790.9	5633.2	6668.0	FEBRUARY
መጋቢት	19688.8	1703.5	5942.4	6731.7	MARCH
ሚያዝያ	19838.1	1829.7	7521.4	6575.7	APRIL
ግንቦት	20183.7	1931.2	6797.5	7137.1	MAY
ሰኔ	20485.5	2080.0	7037.0	6620.8	JUNE
	SAVING DEPOSITS	TIME DEPOSITS 30 DAYS AND OVER	NATIONAL BANK	COMMERCIAL BANK	
			GOVERNMENT DEPOSIT WITH		

ከኢትዮጵያ ብሔራዊ ባንክ የኢኮኖሚ ጥናትና የጥላቻ መምሪያ የተገኘ
SOURCE : NATIONAL BANK OF ETHIOPIA,
ECONOMIC RESEARCH AND PLANNING DEPARTMENT

በሥራ ላይ ያሉ የወረቀትና የቅንስናሽ ገንዘቦች ዝርዝር
CIRCULATING NOTES AND COINS BY DENOMINATIONS

ሠንጠረዥ ቸ.6 TABLE L.6

በሚሊዮን ብር

IN MILLION BIRR

ሀ/ የወረቀት ገንዘቦች	1995		1996		1997		1998		
	ታህሳስ	ሰኔ	ታህሳስ	ሰኔ	ታህሳስ	ሰኔ	ታህሳስ	ሰኔ	
	DEC.	JUNE	DEC.	JUNE	DEC.	JUNE	DEC.	JUNE	
									A) NOTES
1 ብር	272.0	266.4	292.2	309.4	349.1	349.4	387.3	371.3	1 BIRR
5 ብር	137.2	133.2	133.4	126.9	122.2	154.0	199.6	189.9	5 BIRR
10 ብር	1251.7	1299.7	1394.3	1562.6	1691.2	1808.0	1989.0	1927.4	10 BIRR
50 ብር	1036.5	1499.4	1455.9	1606.8	1598.4	1825.7	2127.3	2076.4	50 BIRR
100 ብር	3862.4	3981.0	4062.7	4902.9	5259.9	6739.2	6957.5	8061.9	100 BIRR
									B) COINS
1 ሣንቲም	0.6	0.7	0.7	0.7	0.7	0.7	0.7	0.7	1 CENT
5 ሣንቲም	21.4	22.0	22.5	22.7	23.4	24.4	25.2	26.1	5 CENTS
10 ሣንቲም	48.3	49.6	51.0	51.1	52.8	55.5	57.7	59.5	10 CENTS
25 ሣንቲም	19.6	20.8	21.1	21.1	23.3	25.5	27.8	30.2	25 CENTS
50 ሣንቲም	26.5	28.0	29.6	30.1	33.4	35.7	38.6	41.4	50 CENTS
ጠቅላላ ድምር	6676.2	7300.8	7463.4	8634.3	9154.4	11018.1	11810.7	12784.8	TOTAL NOTES AND COINS
	DEC.	JUNE	DEC.	JUNE	DEC.	JUNE	DEC.	JUNE	
	2002	2003	2003	2004	2004	2005	2005	2006	

ከኢትዮጵያ ብሔራዊ ባንክ የኢኮኖሚ ጥናትና የፕላን መምሪያ የተገኘ

SOURCE : NATIONAL BANK OF ETHIOPIA,
 ECONOMIC RESEARCH AND PLANNING DEPARTMENT

በሥራ ላይ ያለ ገንዘብ መጠን
COMPONENTS AND DETERMINANTS OF MONEY SUPPLY

ሠንጠረዥ ቸ.7

TABLE L.7

በሚሊዮን ብር

IN MILLION BIRR

	1996				
	መስከረም 20	ታህሣሥ 23	መጋቢት 23	ሰኔ 22	
በሥራ ላይ ያሉ ናቶችና ቅንሾናሽ ገንዘቦች	7352.2	6867.7	7408.0	7843.9	Notes and coins in circulation
የሩብ ዓመት ልዩነት	-259.7	-484.5	534.2	435.4	Quarterly change
ተጠያቂ ተቀማጭ	9484.8	9352.6	9244.8	10192.1	Demand deposit
የሩብ ዓመት ልዩነት	270.5	-132.2	210	947.3	Quarterly change
የገንዘብ መጠን	16837.0	16220.3	16653.3	18036	Money supply
የሩብ ዓመት የተጣራ ልዩነት	10.8	-616.7	744.1	1382.7	Net Quarterly change
ልዩነት በዝርዝር					COMPOSITION OF CHANGE
የማዕከላዊ መንግስት ያልሆነ					NON-CENTRAL GOVERNMENT
የክራዲት ዕድገት	-1160.5	1081.5	1111.2	-662.3	Increase in Credit
ሲቀንስ ባስቸኳይ ተቀማጭ ገንዘብ ጭማሪ	531.8	401.4	447.8	565.6	Less increase in non Sight Deposit
የማዕከላዊ መንግስት					CENTRAL GOVERNMENT
የክራዲት ዕድገት	108.3	79.9	581.6	1461.3	Increase in Credit
ሲቀንስ ተቀማጭ ገንዘብ ጭማሪ	27747.6	401.4	2150.6	-188.9	Less increase in Deposit
የአገር ውስጥ ክሬዲት	11470.2	28909.1	28451.3	31138.8	Domestic Credit
መጠባበቂያዎች	8205.6	12656.8	13882.3	12997.8	External Reserves
ሌሎች	8051.8	10769	10656	10510.7	Other items
በገንዘብ መጠን የሩብ ዓመት የተጣራ ልዩነት	10.8	-616.7	744.1	1382.7	Net Quarterly change
	30 SEP.	30 DEC.	31 MARCH	30 JUNE	
	2003		2004		

ከኢትዮጵያ ብሔራዊ ባንክ በተገኘው መረጃ መሠረት

* BASED ON DATA OBTAINED FROM NATIONAL BANK OF ETHIOPIA

በሥራ ላይ ያለ ገንዘብ መጠን
COMPONENTS AND DETERMINANTS OF MONEY SUPPLY
በሚሊዮን ብር
IN MILLION BIRR

ሠንጠረዥ ቸ.7 /የቀጠለ/

TABLE L.7 (CONT'D)

	1997*				
	መስከረም 20	ታህሣሥ 23	መጋቢት 23	ሰኔ 22	
በሥራ ላይ ያሉ ኖቶችና ቅንሾናሽ ገንዘቦች	7314.3	8274.5	8541.6	10026.0	Notes and coins in circulation
የሩብ ዓመት ልዩነት	-529.6	960.2	267	1484.4	Quarterly change
ተጠያቂ ተቀማጭ	10792.8	10388.4	10580.9	11268.4	Demand deposit
የሩብ ዓመት ልዩነት	600.7	-404	192.6	687.5	Quarterly change
የገንዘብ መጠን(በጠባብ የተተነተነ)	18107.1	18662.9	19122.5	21289.9	Money supply(narrow money)
የሩብ ዓመት የተጣራ ልዩነት	71.1	555.8	459.6	2167.3	Net Quarterly change
ገንዘብ አክል ተቀማጭ	16528.6	17219.1	17731.5	18922.3	Mone supply (Quasi Money)
የሶስት ወር የተጣራ ልዩነት	938.6	690.6	512.4	1190.8	Net Quarterly change
ጠቅላላ የገንዘብ መጠን	34635.7	35882	36854	40212.1	Mone supply (Broad Money-M2)
የሶስት ወር የተጣራ ልዩነት	1009.7	1246.4	971.9	3358.1	Net Quarterly change
<u>ልዩነት በዝርዝር</u>					<u>COMPOSITION OF CHANGE</u>
<u>የማዕከላዊ መንግስት ያልሆነ</u>					<u>NON-CENTRAL GOVERNMENT</u>
የክሬዲት ዕድገት	602.4	2729.7	3112.9	359.4	Increase in Credit
ሲቀንስ ባስቸኳይ ተቀማጭ ገንዘብ ጭማሪ	605.6	2721.6	3096.6	332.3	Less increase in non Sight Deposit
<u>የማዕከላዊ መንግስት</u>					<u>CENTRAL GOVERNMENT</u>
የክሬዲት ዕድገት	1139.2	-1053.5	723.6	2591.1	Increase in Credit
ሲቀንስ ተቀማጭ ገንዘብ ጭማሪ	-1653.3	-1775.9	-246.2	2833.5	Less increase in Deposit
የአገር ውስጥ ክሬዲት	33397.7	34343.4	37193.8	40305.8	Domestic Credit
መጠባበቂያዎች	13082.3	13590.5	14108.4	13868.0	External Reserves
ሌሎች	11844.3	12051.9	14448.2	13969.1	Other items
በገንዘብ መጠን የሩብ ዓመት የተጣራ ልዩነት	1009.7	1246.7	971.9	3358.1	Net Quarterly changein Money supply(M2)
	30 SEP.	30 DEC.	31 MARCH	30 JUNE	
	2004*		2005*		

ከኢትዮጵያ ብሔራዊ ባንክ በተገኘው መረጃ መሠረት

* BASED ON DATA OBTAINED FROM
 NATIONAL BANK OF ETHIOPIA

*የታረመ
 *Revised

በሥራ ላይ ያለ ገንዘብ መጠን
COMPONENTS AND DETERMINANTS OF MONEY SUPPLY

ሠንጠረዥ ቼ.7 /የቀጠለ/

TABLE L.7 (CONT'D)

በሚሊዮን ብር

IN MILLION BIRR

	1998				
	መስከረም 20	ታምሃም 23	መጋቢት 23	ሰኔ 22	
በሥራ ላይ ያሉ ናቶችና ቅንሰናሽ ገንዘቦች	9552.7	9623.3	11086.0	11422.9	Notes and coins in circulation
የሩብ ዓመት ልዩነት	-473.3	70.6	1463.5	336.1	Quarterly change
ተጠያቂ ተቀማጭ	11854.0	11582.5	11832.7	12389	Demand deposit
የሩብ ዓመት ልዩነት	585.6	-271.6	250.2	556.2	Quarterly change
የገንዘብ መጠን(በጠባቡ የተተነተነ)	21406.7	21205.8	22919.6	23811.9	Money supply(narrow money)
የሩብ ዓመት የተጣራ ልዩነት	116.9	-200.9	1713.7	892.3	Net Quarterly change
ገንዘብ አክል ተቀማጭ	20426.5	20893.1	21392.3	22565.5	Mone supply (Quasi Money)
የሶስት ወር የተጣራ ልዩነት	1504.2	466.6	499.2	1173.2	Net Quarterly change
ጠቅላላ የገንዘብ መጠን	41833.2	42098.9	44311.8	46377.4	Mone supply (Broad Money-M2)
የሶስት ወር የተጣራ ልዩነት	1621.1	265.7	2212.9	2065.5	Net Quarterly change
ልዩነት በዝርዝር					COMPOSITION OF CHANGE
የማዕከላዊ መንግስት ያልሆነ					NON-CENTRAL GOVERNMENT
የክራዲት ዕድገት	307.1	2629.6	1858.9	330.4	Increase in Credit
ሲቀንስ ባስቸኳይ ተቀማጭ ገንዘብ ጭማሪ	587.4	2354.6	1850.7	594.8	Less increase in non Sight Deposit
የማዕከላዊ መንግስት					CENTRAL GOVERNMENT
የክራዲት ዕድገት	2711.8	1185.3	2169.7	756.4	Increase in Credit
ሲቀንስ ተቀማጭ ገንዘብ ጭማሪ	2818.6	182.9	828.3	-227.2	Less increase in Deposit
የአገር ውስጥ ክሬዲት	43711.8	46249.3	48928.4	49295.9	Domestic Credit
መጠባበቂያዎች	13179.7	12371.1	12582.3	12109.6	External Reserves
ሌሎች	15058.3	16521.5	17198.8	15028.1	Other items
በገንዘብ መጠን የሩብ ዓመት የተጣራ ልዩነት	1621.1	265.7	2212.9	2065.5	Net Quarterly changein Money supply(M2)
	30 SEP.	30 DEC.	31 MARCH	30 JUNE	
	2005		2006		

ከኢትዮጵያ ብሔራዊ ባንክ በተገኘው መረጃ መሠረት

* BASED ON DATA OBTAINED FROM NATIONAL BANK OF ETHIOPIA

በብሔራዊ ባንክና በንግድ ባንኮች የተደረገ የአገር ውስጥ ክራዲት
DOMESTIC CREDIT BY THE NATIONAL BANK AND COMMERCIAL BANK

ሠንጠረዥ ቸ.8 TABLE L.8 በሚሊዮን ብር IN MILLION BIRR

	ደምር	የመንግስት ግዳጅ		የመንግስት ያልሆኑ ግዳጅ			
		ለብሔራዊ ባንክ	ለንግድ ባንክ	ብድሮችና በቅድሚያ የተከፈሉ ሂሳቦች	ቅናሽ የተደረገባቸው ሰነዶች	ኢንቨስትመንት	
ታህሳስ 22 1995	37516.3	15100.4	9242.8	13173.1	-	37.8	2002 DECEMBER
ታህሳስ 22 1996	40766.1	15665.4	10992.2	14108.5	-	106.1	2003 December
ጥር 22 1996	42241.4	16678.4	11007.8	14555.2	-	156.1	2004 JANUARY
የካቲት	141832.4	16299.4	110612.9	14920.1	-	156.1	FEBRUARY
መጋቢት	42444.3	14970.4	12268.8	15205.1	-	156.1	MARCH
ሚያዝያ	43557.1	15842.4	12569.7	15145.0	-	156.1	APRIL
ግንቦት	43068.8	14898.4	13135.4	15035.0	-	206.1	MAY
ሰኔ	42850.8	14957.3	13743.2	14150.3	-	206.0	JUNE
ሐምሌ	42231.9	14523.3	13967.0	13741.6	-	207.9	JULY
ክሐሴ	43390.2	15668.2	13370.1	14351.9	-	258.7	AUGUST
መስከረም 1997	44527.5	15353.2	14486.5	14687.8	-	259.4	SEPTEMBER
ጥቅምት	44678.8	17850.2	11457.8	15370.8	-	260.1	OCTOBER
ኅዳር	45363.3	20882.2	8332.6	16148.5	-	260.1	NOVEMBER
ታህሳስ	45548.7	22726.2	6060.0	16762.5	-	911.7	DECEMBER
ጥር 22 1997	46712.3	24038.2	5694.8	16979.3	-	2410.1	2005 JANUARY
የካቲት	47365.4	24899.2	4915.3	17550.9	-	2510.1	FEBRUARY
መጋቢት	47319.7	21831.2	7678.6	17809.9	-	2962.8	MARCH
ሚያዝያ	48694.4	22007.2	8758.7	17928.5	-	2966.8	APRIL
ግንቦት	49438.1	21741.2	9571.4	18125.5	-	3216.8	MAY
ሰኔ	49957.4	24842.2	7258.7	17856.5	-	3270.1	JUNE
ሐምሌ	49184.9	23937.2	7788.8	17458.9	-	3316.8	JULY
ክሐሴ	51518.3	25891.1	8170.7	17456.5	-	3819.1	AUGUST
መስከረም 1998	52419.4	26467.1	8345.7	17606.6	-	3816.2	SEPTEMBER
ጥቅምት	53276.7	26998.1	8133.1	18145.5	-	3819.3	OCTOBER
ኅዳር	54137.6	27289.1	8043.6	18804.9	-	3886.6	NOVEMBER
ታህሳስ	56123.9	28151.1	7847.0	20125.8	-	3921.6	DECEMBER
ጥር 22 1998	57259.0	28497.1	8097.0	20664.9	-	4474.7	2006 JANUARY
የካቲት	58393.9	28546.1	8816.9	21030.9	-	4477.2	FEBRUARY
መጋቢት	59593.2	27522.1	10645.7	21425.4	-	4480	MARCH
ሚያዝያ	60342.1	26419.1	12226.6	21696.4	-	4517.7	APRIL
ግንቦት	60153.1	25887.1	12448.2	21817.8	-	4520.6	MAY
ሰኔ	60559.0	26132.8	12791.4	21634.8	-	4598.4	JUNE
	TOTAL	NATIONAL BANK	COMMERCIAL BANK	LOANS AND ADVANCES	BILLS DISCOUNTED	INVESTMENT	
		CLAIMS ON CENTRAL GOVERNMENT		CLAIMS ON OTHER THAN CENTRAL GOVERNMENT			

ከኢትዮጵያ ብሔራዊ ባንክ የኢኮኖሚ ጥናትና የጥገና መምሪያ የተገኘ

SOURCE:- NATIONAL BANK OF ETHIOPIA,
ECONOMIC RESEARCH AND PLANNING DEPARTMENT

የተጣራ የወርቅና የውጭ አገር ምንዛሪ ተቀማጭ
NET GOLD AND FOREIGN EXCHANGE HOLDINGS

ሠንጠረዥ ቸ.9 TABLE L.9 በሚሊዮን ብር IN MILLION BIRR

	የተጣራ የውጭ አገር ምንዛሪ ተቀማጭ			
	ድምር	ብሔራዊ ባንክ	ንግድ ባንክ	
ታህሳስ 22 1995	10447.2	6104.2	4343.0	2002 DECEMBER
ታህሳስ 22 1996	12747.5	7164.1	5583.4	2003 December
ጥር 22 1996	12711.2	7149.7	5561.5	2004 JANUARY
የካቲት	12652.2	7217.6	5434.6	FEBRUARY
መጋቢት	13882.3	8541.3	5341.0	MARCH
ሚያዝያ	14338.0	8679.7	5658.3	APRIL
ግንቦት	14210.6	8844.0	5366.6	MAY
ሰኔ	12997.9	8744.9	4253.0	JUNE
ሐምሌ	13700.3	9085.4	4614.9	JULY
ከሐሴ	13163.6	8848.6	4315.0	AUGUST
መስከረም 1997	13082.3	8880.0	4202.3	SEPTEMBER
ጥቅምት	13400.8	9077.5	4323.3	OCTOBER
ኅዳር	12957.3	8876.9	4080.4	NOVEMBER
ታህሳስ	13590.6	10009.3	3581.3	DECEMBER
ጥር 22 1997	12985.2	9281.7	3703.5	2005 JANUARY
የካቲት	13555.2	8434.3	5120.9	FEBRUARY
መጋቢት	14108.4	9215.1	4893.3	MARCH
ሚያዝያ	14263.1	9253.7	5009.4	APRIL
ግንቦት	14263.2	9458.0	4805.2	MAY
ሰኔ	13868.0	9589.2	4278.8	JUNE
ሐምሌ	14061.2	9197.4	4863.8	JULY
ከሐሴ	14134.7	8990.8	5143.9	AUGUST
መስከረም 1998	13179.7	8378.6	4801.1	SEPTEMBER
ጥቅምት	13109.2	8123.9	4985.3	OCTOBER
ኅዳር	12402.1	7572.8	4829.3	NOVEMBER
ታህሳስ	12371.1	6653.9	5717.2	DECEMBER
ጥር 22 1998	12042.3	6031.0	6011.3	2006 JANUARY
የካቲት	12640.2	7234.1	5406.1	FEBRUARY
መጋቢት	12582.3	7540.9	5041.4	MARCH
ሚያዝያ	12666.2	7954.6	4711.6	APRIL
ግንቦት	11559.9	7420.7	4139.2	MAY
ሰኔ	12109.5	7158.0	4951.5	JUNE
	TOTAL	NATIONAL BANK	BANK	
	NET FOREIGN EXCHANGE HOLDING			

ከኢትዮጵያ ብሔራዊ ባንክ የኢኮኖሚ ጥናትና የፕላን መምሪያ የተገኘ

SOURCE : NATIONAL BANK OF ETHIOPIA,
 ECONOMIC RESEARCH AND PLANNING DEPARTMENT

የኢትዮጵያ ንግድ ባንክ ያልተመለሰ የብድር መጠን በኢኮኖሚ ዘርፍ

COMMERCIAL BANK OF ETHIOPIA
OUTSTANDING BALANCES OF LOANS AND ADVANCES

ሠንጠረዥ ቶ.10 TABLE L.10

IN '000 Birr

የኢኮኖሚ ዘርፍ	1996 ⁺	1997 ⁺	1998*	ECONOMIC SECTOR
	ሰኔ 23	ሰኔ 23	ሰኔ 23	
ከእርሻ	481,692	1,023,242	1,586,403	AGRICULTURE
ሰብል	295,319	588,317	961,526	CROPS
ተክል	159,464	153,664	264,378	PLANTATION
አትክልትና ፍራፍሬ	3,998	4,039	5,601	HORTICULTURE
ከብት እርባታ	10,679	9,519	7,413	LIVESTOCK
ሌሎች	12,232	267,703	347,485	OTHERS
ከኢንዱስትሪ	1,103,793	1,233,263	1,329,593	MANUFACTURING
ከትላልልቅ ኢንዱስትሪ	1,001,421	1,142,578	1,239,792	LARGE SCALE INDUSTRIES
ምግብና መጠጥ	181,976	282,253	258,962	FOOD & BEVERAGE
ጨርቃ ጨርቅ	50,433	50,552	51,321	TEXTILE & CLOSING
ቆዳና ጫማ	26,334	27,724	24,042	LEATHER & SHOE
ወረቀትና እትመት	44,092	78,560	114,219	PAPER & PRINTING
ኬሚካል	44,419	36,938	30,936	CHEMICALS
ሀንፃ መሣሪያዎች	310,035	326,662	351,955	BUILDING MATERIALS
ሌሎች	344,132	339,888	408,357	OTHERS
ከአነስተኛ ኢንዱስትሪ	102,372	90,685	89,801	SMALL SCALE INDUSTRIES
ሸክላ ስራ	4,404	4,404	985	POTTERY
ቆዳ ስራ	24,279	1,331	39,218	TANNERY
ሽመና	14	17,118	-	WEAVING
ልብስ ስፈት	21,296	-	9,464	TAILORING
የአናሳ ሥራ	6,895	20,370	9,379	CARPENTRY
ሌሎች	45,484	6,942	30,756	OTHERS
ከአገር ውስጥ ንግድና አገልግሎት	3,251,149	3,664,802	3,164,125	DOMESTIC TRADE & SERVICES
አገር ውስጥ ንግድ	1,679,229	1,675,064	1,382,257	DOMESTIC TRADE
ሰብል	240,846	287,040	191,340	CROPS
ቆዳና ሌጦ	8,794	8,433	48,218	HIDE & SKIN
ቡና	232,693	220,282	229,341	COFFEE
ኢንዱስትሪ ውጤቶች	801,745	775,842	718,392	INDUSTRIAL PRODUCTS
ሌሎች	395,151	383,467	194,966	OTHERS
ትራንስፖርት	565,170	583,035	592,436	TRANSPORT
ሆቴሎችና ቱሪዝም	136,016	125,190	105,021	HOTEL & TOURISM
ሌሎች አገልግሎቶች	870,734	1,281,513	1,084,411	OTHER SERVICES
ከአለም አቀፍ ንግድ	2,342,376	2,891,942	2,444,075	INTERNATIONAL TRADE
ወደ ውጭ አገር ከተሸጡ ዕቃዎች	871,384	926,051	471,740	EXPORT
ቡና	713,851	746,756	308,193	COFFEE
ቆዳና ሌጦ	32,515	40,260	61,054	HIDE & SKIN
ሌሎች	125,018	139,035	102,493	OTHERS
ከውጭ ለተገዙ ዕቃዎች	1,470,992	1,965,891	1,972,335	IMPORT
ምግብ መጠጥና ትምባሆ	26,760	23,253	18,051	FOOD, BEVERAGE & TOBACCO
ጨርቃ ጨርቅ	54,689	23,173	5,324	TEXTILE
መኪናዎችና መሣሪያዎች	412,626	448,301	367,881	MACHINERY & EQUIPMENT
ነዳጅ	29,571	9,216	455,480	PETROLEUM
ማዳበሪያ	550,604	1,068,521	714,379	FERTILIZERS
ተባይማጥፊያ	233	212	2	INSECTICIDES
የፋርማሲ ቁሳቁስ	15,913	5,901	18,929	PHARMACEUTICALS
ሌሎች	380,596	387,314	392,289	OTHERS
ሀንፃና ኮንስትራክሽን	688,489	550,636	449,173	BUILDING & CONSTRUCTION
የግል ብድር	43,379	44,244	47,153	PERSONAL LOAN
የገንዘብ ድርጅቶች	425,052	347,752	274,939	FINANCIAL INSTITUTION
የፕሮጀክቶች ኮፍይናንስ ንግድ	453	-	-	COFINANCING OF PROJECTS
አይ ኤፍ ኤ ዲ ብድር	-	-	-	IFAD LOAN
ጉዳዮቻቸው በሕግ የተያዙ	-	-	-	LOANS IN LEGAL (ALD)**
ለካሳ ክፍያ የተዘጋጁ	-	-	-	LOANS IN REALIZATION (LIR)**
ጠቅላላ ድምር	8,336,383	9,755,881	9,295,461	GRAND TOTAL
	30 June	30 June	30 June	
	2004 ⁺	2005 ⁺	2006*	

ከኢትዮጵያ ንግድ ባንክ የተገኘ + የተመረመረና የታረመ

SOURCE : COMMERCIAL BANK OI + Audited & Revised

** The balance of ALD for the three consecutive years in their respective Economic Sectors, Audited Report of the year.

* ያልተመረመረ

* Unaudited

የመንግስት የአገር ውስጥ ዕዳ በአባዳሪዎች
INTERNAL DEBT OF GOVERNMENT BY HOLDERS

ሠንጠረዥ ቸ.11

TABLE L.11

በሚሊዮን ብር

IN MILLION BIRR

አባዳሪዎች	1995		1996		1997		1998		
	ታህሣሥ	ሰኔ	ታህሣሥ	ሰኔ	ታህሣሥ	ሰኔ	ታህሣሥ	ሰኔ	
<u>ከኢትዮጵያ ብሔራዊ ባንክ</u>	15100.4	15664.4	15665.4	14957.3	22726.2	24842.2	28151.1	26132.8	<u>NATIONAL BANK OF ETHIOPIA</u>
በቀጥታ በቅድሚያ የተከፈለ	4916.0	5480.0	5481.0	4821.0	12638.0	14754.0	18111.0	16113.0	DIRECT ADVANCES
በቃል ኪዳን ሰነድ	-	-	-	-	-	-	-	-	PROMISARY NOTES
የመንግስት ቦንዶች									SECURITIES (BONDS)
ወለድ ያለው	998.9	998.9	998.9	902.7	902.7	902.7	854.6	842.6	INTEREST BEARING(1)
ወለድ የሌለው	9185.5	9185.5	9185.5	9185.5	9185.5	9185.5	9185.5	9177.2	NON INTERESET BEARING(1)
<u>ከንግድ ባንክ</u>	8963.1	10543.6	10992.2	13743.2	6060	7258.7	7847	12791.4	<u>COMMERCIAL BANKS</u>
የመንግስት ቦንዶች	2215.6	2480.7	2480.7	2665.2	2549.7	2264.1	2182.7	2179.6	GOV'T BONDS
በግምጃ ቤት ሰነድ	6747.5	8062.9	8511.5	11078.0	3510.3	4994.7	5664.3	10611.8	TREASURY BILLS(2)
<u>ከመንግሥታዊ ድርጅቶች</u>									<u>INTER GOVERNMENT DEPARTMENT</u>
/ ቦንዶች / ሌሎች	1459.3	1367.2	1660.8	1448.2	1312.3	1748.6	1635.7	1366.9	<u>DEBT (BONDS) OTHERS</u>
በግምጃ ቤት ሰነድ	1097.8	1005.7	1307.7	1066.5	938.5	1400.0	1295.0	1026.2	TREASURY BILLS
የመንግስት ግዴታ	327.5	327.5	-	-	-	-	-	-	GOV'T DEBT BONDS
የመንግስት ቦንዶች	34	34	353.1	381.7	373.8	348.6	340.7	340.7	GOV'T BONDS
ድምር	25522.8	27575.2	28318.4	30148.7	30098.5	33849.5	37633.8	40291.1	TOTAL GOV'T INDEBTEDNESS
	DEC.	JUNE	DEC.	JUNE	DEC.	JUNE	DEC.	JUNE	HOLDERS
	2002	2003		2004		2005		2006	

(1) በብሔራዊ ባንክ ያሉ የመንግስት ቦንዶች በባንኩ ሠራተኞች የጡረታ ፈንድ የተገዙትን አይጨምርም

NOTE:-(1) GOVERNMENT BONDS HELD BY THE NATIONAL BANK OF ETHIOPIA
DO NOT INCLUDE THE AMOUNT BOUGHT WITH THE BANK'S STAFF PENSION FUND

(2) በኢትዮጵያ ንግድ ባንክ የሠራተኞች የጡረታ ፈንድ የተገዙትን ሰነዶች አይጨምርም

(2) EXCLUDES DISCOUNTS AND BILLS PURCHASED WITH THE STAFF PENSION FUND OF C.B.E.

ከኢትዮጵያ ብሔራዊ ባንክ የኢኮኖሚ ጥናትና ፕላን ምምሪያ የተገኘ

SOURCE : NATIONAL BANK OF ETHIOPIA,
ECONOMIC RESEARCH AND PLANNING DEPARTMENT

ከልማት ባንክ የተፈቀዱና የተሰጡ ብድሮች ብዛትና መጠን
NUMBER AND AMOUNT OF LOANS APPROVED AND DISBURSED BY
THE DEVELOPMENT BANK

ሠንጠረዥ ቸ.12 TABLE L.12 በሚሊዮን ብር IN MILLION BIRR

የሥራው ክፍል	1994			1996*			1997			1998			SECTOR
	የተፈቀደ ብድር		የተሰጠ ብድር	የተፈቀደ ብድር		የተሰጠ ብድር	የተፈቀደ ብድር		የተሰጠ ብድር	የተፈቀደ ብድር		የተሰጠ ብድር	
	ብዛት	የገንዘብ ልክ		ብዛት	የገንዘብ ልክ		ብዛት	የገንዘብ ልክ		ብዛት	የገንዘብ ልክ		
	በቁጥር		በቁጥር		በቁጥር		በቁጥር						
ለእርሻ	246	73.9	58.9	191	189.5	110.9	181	335.8	301.9	174	270.9	301.1	AGRICULTURAL INDUSTRIAL SERVICES AND OTHERS TOTAL
ለኢንዱስትሪ	259	32.3	37.5	141	150.9	110.7	132	347.2	208.5	87	1278.2	212.6	
ለአገልግሎቶችና ለሌሎች ሥራዎች ድምር	186	21.1	14.9	266	93.9	73.4	359	94.5	65.2	237	118.1	113.1	
	691	127.3	111.3	598	434.3	295	672	777.5	575.6	498	1667.2	626.8	
	NUMBER	AMOUNT	DISBURSED	NUMBER	AMOUNT	DISBURSED	NUMBER	AMOUNT	DISBURSED	NUMBER	AMOUNT	DISBURSED	
	LOANS APPROVED			LOANS APPROVED			LOANS APPROVED			LOANS APPROVED			
	2001/02			2003/04*			2004/05			2005/06			

የተፈቀዱ ብድሮች በሥራ ዓይነታቸው
LOANS APPROVED BY ACTIVITIES

ሠንጠረዥ ቸ.13 TABLE L.13 በሚሊዮን ብር IN MILLION BIRR

የሥራው ዓይነቶች	1995	1996	1997	1998	
ሀ. ለእርሻና ለከብት እርባታ	61.2	189.5	335.9	335.9	A. AGRICULTURE AND LIVESTOCK
ለ. ለፋብሪካ አንዳትሪያዎች	53.1	150.9	347.2	347.2	B. MANUFACTURING INDUSTRIES
1. ለምግብ ሥራ	1. FOOD STUFFS
2. ለመጠጦች ሥራ	2. BEVERAGES
3. ለጨርቃ ጨርቅና ለመሳሰሉት ሥራዎች	3. TEXTILES AND ALLIED INDUSTRIES
4. ለእንጨት ሥራ	4. WOOD
5. ለወረቀትና ለማተሚያ ሥራዎች	5. PAPER AND PRINTING
6. ለቅመማ /ኬሚካል/ ሥራ	6. CHEMICALS
7. ለብርድቆ ለሽክላና ለድንጋይ ሥራ	7. GLASS, CLAY AND STONE
8. ለብረታ ብረት ሥራ	8. METAL WORKING
9. ለቆዳና ለቆዳ ማልፋት ሥራ	9. LEATHER AND TANNING
10. ሌሎች	10. OTHERS
ሐ. ለሕንጻዎች ሥራ	C. CONSTRUCTION
መ. ለመጓጓዣ /ለትራንስፖርት/ ሥራ	D. TRANSPORTATION
ሠ. ለሕዝብ አገልግሎት ለሚሰጡ ድርጅቶች	E. SERVICES
ረ. ለሌሎች ልዩ ልዩ ሥራዎች ድምር	6.6	93.9	94.5	94.5	F. MISCELLANEOUS
	120.9	434.3	777.6	777.6	TOTAL
	2002/03	2003/04	2004/05	2005/06	ACTIVITIES

የዓመቱ መጨረሻ ሰኔ 30 ነው

YEAR ENDING JULY 7

ከልማት ባንክ የተገኘ

SOURCE: DEVELOPMENT BANK

... ዝርዝር መረጃ አልተገኘም

...DETAIL DATA NOT AVAILABLE

በተበዳሪዎች ላይ ያሉ ብድሮች በየሥራ ዓይነታቸው
OUTSTANDING LOANS DISTRIBUTED BY ACTIVITIES

ወንጠረዥ ቸ. 14 TABLE L.14 በሚሊዮን ብር IN MILLION BIRR

የሥራው ዓይነቶች	1995	1996	1997	1998	
<u>ሀ. ለእርሻና ለከብት</u>					<u>A. AGRICULTURE AND LIVESTOCK</u>
እርባታ	1046.2	895.1	1169.9	1432.7	
<u>ለ. ለፋብሪካ እንዳስትረዎች **</u>	1381.0	2788.7	3016.5	3170.9	<u>B. MANUFACTURING INDUSTRIES**</u>
1. ለምግብ ሥራ	1. FOOD STUFFS
2. ለመጠጦች ሥራ	2. BEVERAGES
3. ለጨርቃ ጨርቅና ለመሳሉት ሥራዎች	3. TEXTILES AND ALLIED INDUSTRIES
4. ለእንጨት ሥራ	4. WOOD
5. ለወረቀትና ለማተሚያ ሥራዎች	5. PAPER AND PRINTING
6. ለቅመማ / ለኬሚካል /	6. CHEMICALS
7. ለብርጭቆ ለሸክላና ለድንጋይ ሥራ	7. GLASS, CLAY AND STONE
8. ለብረታ ብረት ሥራ	8. METAL WORKING
9. ለቆዳና ለቆዳ ማልፋት ሥራ	9. LEATHER AND TANNING
10. ሌሎች	10. OTHERS
ሐ. ለአንጻዎች ሥራ	230.5	242.3	<u>C. CONSTRUCTION</u>
መ. ለመጓጓዣ / ለትራንስፖርት /	19.9	20.9	<u>D. TRANSPORTATION</u>
ሠ. ለሕዝብ አገልግሎት ለሚሰጡ ድርጅቶች	259.9	268.7	<u>E. SERVICES</u>
ረ. ለሌሎች ልዩ ልዩ ሥራዎች	31.1	86.4	725.4	772.8	<u>F. MISCELLANEOUS</u>
ሰ. ለቋሚ ንብረት	-	-	-	-	<u>G. REAL ESTATE</u>
ሸ. ማዕድንና የሀይል ምንጮች	27.8	28.9			<u>H. MINES AND ENERGY RESOURCES</u>
ድምር	2996.4	4331.0	4911.8	5376.4	TOTAL
	2002/03	2003/04	2004/05	2004/05	ACTIVITIES

የዓመቱ መጨረሻ ሰኔ 30 ነው።

YEAR ENDING JULY 7

...መረጃ አልተገኘም

... DATA NOT AVAILABLE

** ከ1-10 ላሉት የሥራ አይነቶች የተሰጠ ጠቅላላ ብድር ነው።

**REPRESENT TOTAL OUTSTANDING FOR MANUFACTURING INDUSTRIES LISTED FROM 1-10

ከልማት ባንክ የተገኘ

SOURCE: DEVELOPMENT BANK

በተበዳሪዎች ላይ ያሉ ብድሮች በየሥራ ክፍላቸው
OUTSTANDING LOANS DISTRIBUTED BY SECTORS

ወንጠረዥ ቸ. 15	TABLE L.15				በሚሊዮን ብር	IN MILLION BIRR
የሥራ ክፍሎች	1995	1996	1997	1998		
ሀ. ለእርሻ	1046.2	895.0	1170.0	1432.7	A.	AGRICULTURE
1. ለመንግሥት	-	-	-	-	1.	STATE
2. ለማህበራት	395.3	199.0	210.4	223.2	2.	COOPERATIVES
3. ለግል	650.9	696.0	959.6	1209.5	3.	PRIVATE
ለ. ለኢንዱስትሪዎች	1381.0	2788.7	3017.0	3170.9	B.	INDUSTRIES
1. ለመንግሥት	273.9	254.6	268.2	281.3	1.	STATE
2. ለማህበራት	8.5	9.1	8.8	8.6	2.	COOPERATIVES
3. ለግል	1098.6	2525.0	2740.0	2881.0	3.	PRIVATE
ሐ. ለስንጻዎች	230.4	242.3			C.	CONSTRUCTION
1. ለመንግሥት	17.8	18.1			1.	STATE
2. ለማህበራት	-	-	-	-	2.	COOPERATIVES
3. ለግል	212.6	224.2			3.	PRIVATE
መ. ለመጓጓዣ	19.9	20.9			D.	TRANSPORT
1. ለመንግሥት	14.4	15.7			1.	STATE
2. ለማህበራት	-	-	-	-	2.	COOPERATIVES
3. ለግል	5.5	5.2			3.	PRIVATE
ሠ. ለአገልግሎቶች	291.1	355.2	725.4	772.7	E.	SERVICES
1. ለመንግሥት	0.7	0.7	65.8	68.4	1.	STATE
2. ለማህበራት	-	-	114.3	193.3	2.	COOPERATIVES
3. ለግል	259.3	268.0	545.3	511.0	3.	PRIVATE
4. ሌሎች	31.1	86.5	0.0	0.0	4.	OTHERS*
ረ. ለማዕድንና ሃይል ማመንጫ	27.8	28.9			F.	MINES AND ENERGY RESOURCES
1. ለመንግሥት	27.8	28.9			1.	STATE
2. ለማህበራት	-	-	-	-	2.	COOPERATIVES
3. ለግል	-	-	-	-	3.	PRIVATE
ድምር	2996.4	4331.0	4912.4	5376.3		TOTAL
	2002/03	2003/04	2004/05	2005/06		SECTOR

የዓመቱ መጨረሻ ሰኔ 30 ነው

* YEAR ENDING JULY 7

ከልማት ባንክ የተገኘ

SOURCE: DEVELOPMENT BANK

Outstanding loan position is the aggregate of principal and interest amounts as at June 30 of the respective years. Besides it includes the arrears balance as well.

* Others include Microfinance

ኢትዮጵያ ከሌሎች አገሮች ጋር ያላት የገንዘብ ክፍያ ሚዛን ማጠቃለያ
SUMMARY OF THE BALANCE OF PAYMENT OF ETHIOPIA

ሠንጠረዥ ቸ.16 TABLE L.16

የተጣራ ልዩነት በሚሊዮን ብር
NET TRANSACTIONS IN MILLION BIRR

ዓመት ምዕረት	ጊዜያዊ ሂሳብ				የካፒታል ሂሳብ			በገንዘብ ነክ ድርጅቶች ተቀማጭ ሂሳብና ል			የተጣራ ግድፈትና ስዕተት	
	የዕቃዎች ንግድ	ግልጋሎቶች	የተዛወሩ ክፍያዎች	የተጣራ ብልጫ/ጉድለት	ጠቅላላ	የግል	የመንግሥት	ጠቅላላ	በዋና ዋናዎች	በሌሎች		
1994	-10621.0	867.9	6690.4	-3062.7	4349.2	228.7	4120.5	-3022.5	-2105.1	-917.4	2264.6	2001/02
1995	-11787.2	1021.0	9394.4	-1371.8	2629.0	-454.0	3083.0	-3226.3	-2485.8	-740.5	2416.4	2002/03
1996	-17123.0	2123.0	10669.5	-4330.5	4416.7	1069.7	3347.0	1952.4	-2460.0	509.8	1866.2	2003/04
1997	-24103.9	2090.3	13503.5	-8510.2	5267.2	1250.2	4017.0	-879.9	-844.3	-24.3	2363.1	2004/05
1998	-29367.8	908.9	15025.1	-13433.8	4474.5	2764.0	1710.5	-2832.6	2431.1	-672.7	6126.7	2005/06
	TRADE BALANCE F.O.B.	SERVICES	TRANSFER PAYMENTS	NET SURPLUS /DEFCIT/	TOTAL	PRIVATE	CENTRAL GOVERNMENT	TOTAL	CENTRAL MONETARY	OTHER INSTITU- TIONS	NET ERRORS AND OMMISSION	YEAR
	CURRENT ACCOUNT				CAPITAL ACCOUNT			RESERVES IN*				

የዓመቱ መጨረሻ ሰኔ 30 ነው

* a. Refers net foreign asset (the negative sign shows net increase)

b. The total amount includes arrears and reliefs in addition to change in reserves of the Monetary Authority and commercial Banks

YEAR ENDING JULY 7

ከኢትዮጵያ ብሔራዊ ባንክ የኢኮኖሚ ጥናትና ፕላን መምሪያ የተገኘ

SOURCE : NATIONAL BANK OF ETHIOPIA,

ECONOMIC RESEARCH AND PLANNING DEPARTMENT

ሠንጠረዥ ቸ.16/የቀጠለ/ TABLE L.16 Cont'd

NET TRANSACTIONS IN MILLION USD

ዓመተ ምህረት	ጊዜያዊ ሂሳብ				የካፒታል ሂሳብ			በገንዘብ ነክ ድርጅቶች ተቀማጭ ሂሳብና ል			የተጣራ ግድፈትና ስህተት	
	የዕቃዎች ንግድ	ግልጋሎቶች	የተዛውሩ ክፍያዎች	የተጣራ ብልጫ/ጉድለት	ጠቅላላ	የግል	የመንግሥት	ጠቅላላ	በዋና ዋናዎች	በሌሎች		
1994	-1243.3	104.5	783.3	-355.5	502.1	19.2	482.9	1339.1	670.5	668.6	271.6	2001/02
1995	-1373.7	121.9	1095.3	-156.4	349.5	-9.9	359.4	1677.6	928.9	748.7	156.2	2002/03
1996	-1986.7	252.7	1237.8	-496.3	388.3	190.3	198.0	2020.0	1309.2	710.8	127.2	2003/04
	TRADE BALANCE F.O.B.	SERVICES	TRANSFER PAYMENTS	NET SURPLUS /DEFCIT/	TOTAL	PRIVATE	CENTRAL GOVERNMENT	TOTAL	CENTRAL MONETARY	OTHER INSTITUTIONS	NET ERRORS AND OMISSION	YEAR
	CURRENT ACCOUNT				CAPITAL ACCOUNT			RESERVES IN				

የዓመቱ መጨረሻ ሰኔ 30 ነው

YEAR ENDING JULY 7

ከኢትዮጵያ ብሔራዊ ባንክ የኢኮኖሚ ጥናትና ፕላን መምሪያ የተገኘ

SOURCE : NATIONAL BANK OF ETHIOPIA,

ECONOMIC RESEARCH AND PLANNING DEPARTMENT

ኢትዮጵያ ከሌሎች አገሮች ጋር ያላት የገንዘብ ክፍያ ሚዛን
BALANCE OF PAYMENTS OF ETHIOPIA

ሠንጠረዥ ቸ.17

TABLE L.17

በሚሊዮን ብር

IN MILLION BIRR

	1996*	1997*	1998	
1. የዕቃዎች የንግድ ሚዛን	-17123.0	-24103.9	-29368.0	1. TRADE BALANCE
ወጪ ንግድ ኢ.ፍ.አ.ቢ	5175.3	7329.8	8683.4	EXPORT F.O.B.
ቡና	1926.5	2900.1	3075.2	COFFEE
ከቡና ሌላ	3248.8	4429.7	5608.2	NON-COFFEE
በገንዘብ ያልተለወጠ ወርቅ	419.8	513.9	561.7	NON-MONETARY GOLD
ገቢ ንግድ ሲ.አይ.ኤፍ ከዚህ ለዕቃዎች ማስጫኛና ኢንሹራንስ የዋለ	22298.3	31433.7	38051.4	IMPORT C.I.F. OF WHICH FREIGHT AND INSURANCE
2. ግልጋሎቶች	2. SERVICES
ጉዞ	867.1	994.1	538.2	TRAVEL
ገቢ	1336.1	1560.8	1336.9	CREDIT
ወጪ	468.9	566.7	798.7	DEBIT
ሌላ ትራንስፖርት	493.9	609.1	373.3	OTHER TRANSPORT
ገቢ	2790.2	3600.9	4392.6	CREDIT
ወጪ	2296.3	2991.8	4019.3	DEBIT
የመንግስት ሂሳብ ሌ.ቦ.ያ	1499.0	1531.4	2422.0	GOVERNMENT N.I.E
ገቢ	1679.1	1713.1	2560.9	CREDIT
ወጪ	180.2	181.7	138.9	DEBIT
ሥራ ላይ የዋለ ገንዘብ	-547.4	-308.9	-375.9	INVESTMENT INCOME
ገቢ	200.0	321.0	453.1	CREDIT
ወጪ	747.3	629.9	829.0	DEBIT
ሌሎች ግልጋሎቶች	-189.6	-735.4	-2048.7	OTHER SERVICES
ገቢ	1932.5	1877.4	1293.5	CREDIT
ወጪ	2122.2	2612.8	3342.2	DEBIT
ግልጋሎቶች /የተጣራ/	2123.0	2090.3	908.9	SERVICES (NET)
3. የተጣራ የዕቃዎችና ግልጋሎቶች ገቢ	-15000.0	-22013.6	-28459.1	3. NET GOODS AND SERVICES (1+2)
4. የተዛወሩ ክፍያዎች				4. TRANSFER
ከግል	5786.4	7015.0	7503.9	PRIVATE
ገቢ	5950.2	7165.0	7590.7	CREDIT
ወጪ	163.8	150.0	86.8	DEBIT
ከመንግስት	4883.0	6488.5	7521.2	PUBLIC
ገቢ	4940.8	6528.6	7599.3	CREDIT
ወጪ	57.8	40.1	78.1	DEBIT
የተጣራ የተዛወሩ ክፍያዎች	10669.4	13503.5	15025.1	TRANSFER (NET)
5. የጊዜያዊ ሂሳብ የተጣራ ብልጫ	-4330.6	-8510.1	-13434.0	5. BALANCE ON C/A (3+4)
6. ጥራ ገንዘብ ያልሆነ የረጅም ዘመን	4416.7	5267.0	4474.6	6. NON MONETARY LONG TERM CAPITAL(7+8+9)
7. ከመንግስት	3347.0	4017.0	1710.5	7.GOVERNMENT
ገቢ	4401.2	4934.1	2991.7	CREDIT
ወጪ	1054.2	917.1	1281.2	DEBIT
8. የአጭር ዘመን የግል ካፒታል	-223.3	-47.8	-210.9	8. SHORT-TERM CAPITAL (NET)
9. የውጭ ቀጥተኛ ኢንቨስትመንት	1293.0	1297.8	2975.0	9. Foreign Direct Investment
የመሠረታዊ ሂሳቦች ሚዛን	86.1	-3243.1	-8959.4	BASIC BALANCES (5+6)
10. የተጣራ ስህተት ወይም ግድገጃ	1866.2	2362.8	6126.2	10. NET ERRORS AND OMISSIONS
10. የተቀማጭ ዋጋ ጭማሪ				REVALUATION OF RESERVES
11. ኢ.ቢ.ዲ.አር ተቀማጭ				S.D.R. ALLOCATION
12. የአጠቃላይ ሂሳቦች ሚዛን	1952.3	-880.3	-2833.2	12. OVREALL BALANCE (5+6+10))
13. የተጣራ የገንዘብ እንቅስቃሴ	13. NET MONETARY MOVEMENTS
	2003/04*	2004/05*	2005/06	

የዓመቱ መጨረሻ ሰኔ 30 ነው

YEAR ENDING JULY 7

+ የታሪክ

ከኢትዮጵያ ብሔራዊ ባንክ የኢኮኖሚ ጥናትና ፕላን መምሪያ የተገኘ

+ REVISED

SOURCE : NATIONAL BANK OF ETHIOPIA,

ECONOMIC RESEARCH AND PLANNING DEPARTMENT

የንግድ ባንኮች ያደረጉት ብድሮች

Loan Disbursement of Commercial Banks

	ከሐምሌ 1 1994- ሰኔ 30 1996	ከሐምሌ 1 1995- ሰኔ 30 1997	ከሐምሌ 1 1996- ሰኔ 30 1998	
Desbursment by sector	17750.1	21749.0	26751.1	የብድር ስርጭት በዘርፍ
Industry	4207.6	5135.6	6320.1	ለእንዲስትሪ
Agriculture	1162.1	2018.2	3418	ለእርሻ
International Trade	3396.5	4607.6	5324.9	ለወጭ ንግድ
Export	944.8	1459.5	1580.7	ለላኪዎች
Import	2451.7	3148.1	3744.2	ለአስመጫዎች
Housing and Constraction	2038.7	2218.3	3206.9	ለኮንስትራክሽን
transport and Communication	773.1	873.2	1578	ለትራንስፖርትና መገናኛ
Internal Trade	2192.6	2660.2	3345.7	ለሀገር ውስጥ ንግድ
Hotel and Tourism	322.9	316.7	316.6	ለሀሆቴልና ቱሪዝም
Others	3170.6	3449.9	2842	ለሌሎች
Mines,Power and Water Reso.	13.6	13.6	31.1	ለማእድን ኃይልና ውኃ
Personal	58.2	115.5	92.9	ለግለሰብ
Internal Lending	414.2	340.2	274.9	ባንክ ለባንክ
Outstanding Credit	July 7 2004-July 6 2005	July 7 2004-July 6 2005	July 7 2005-July 6 2006	