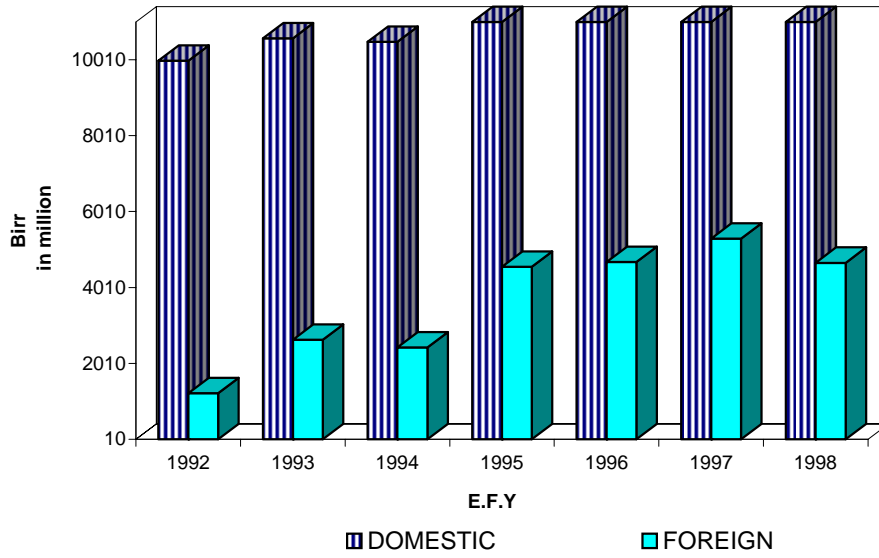
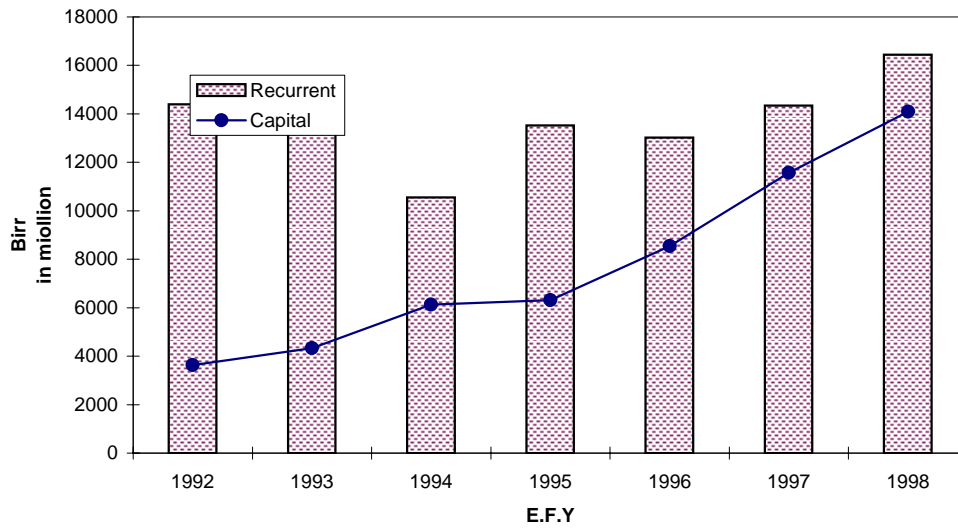


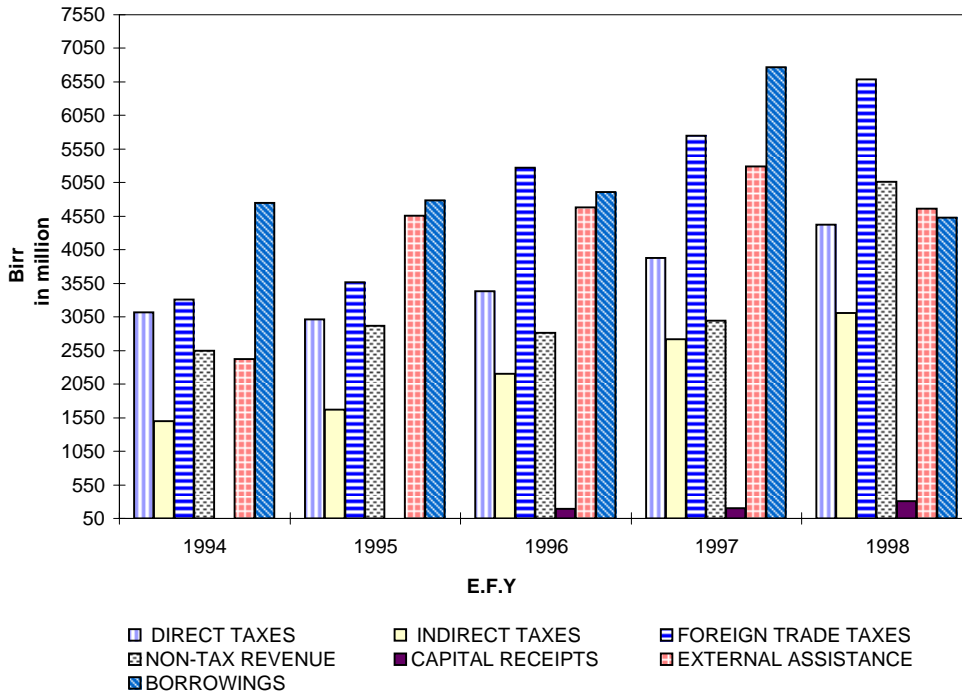
K1. GENERAL GOVERNMENT REVENUE



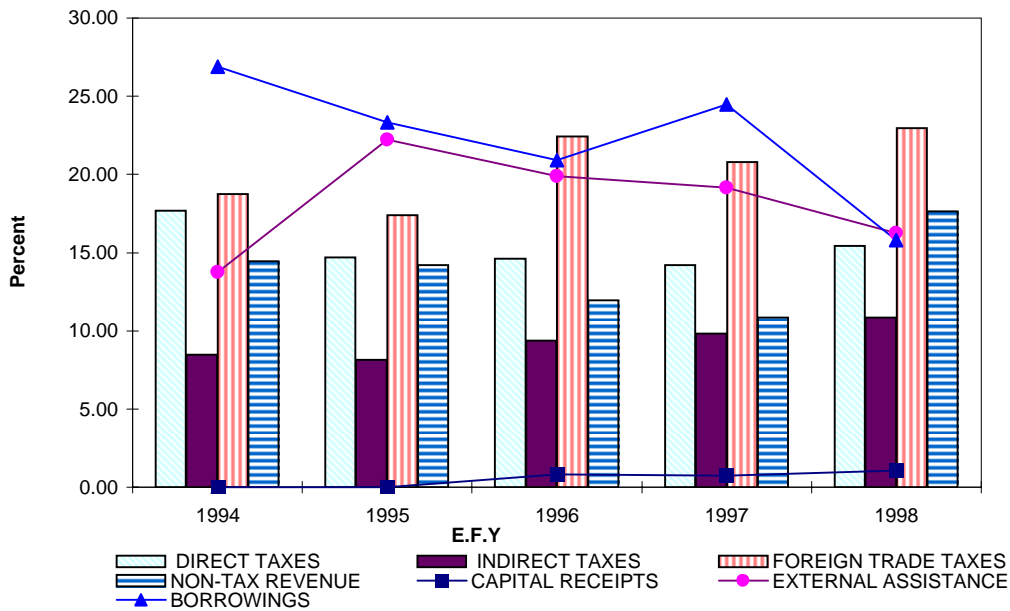
K2. GENERAL GOVERNMENT EXPENDITURE



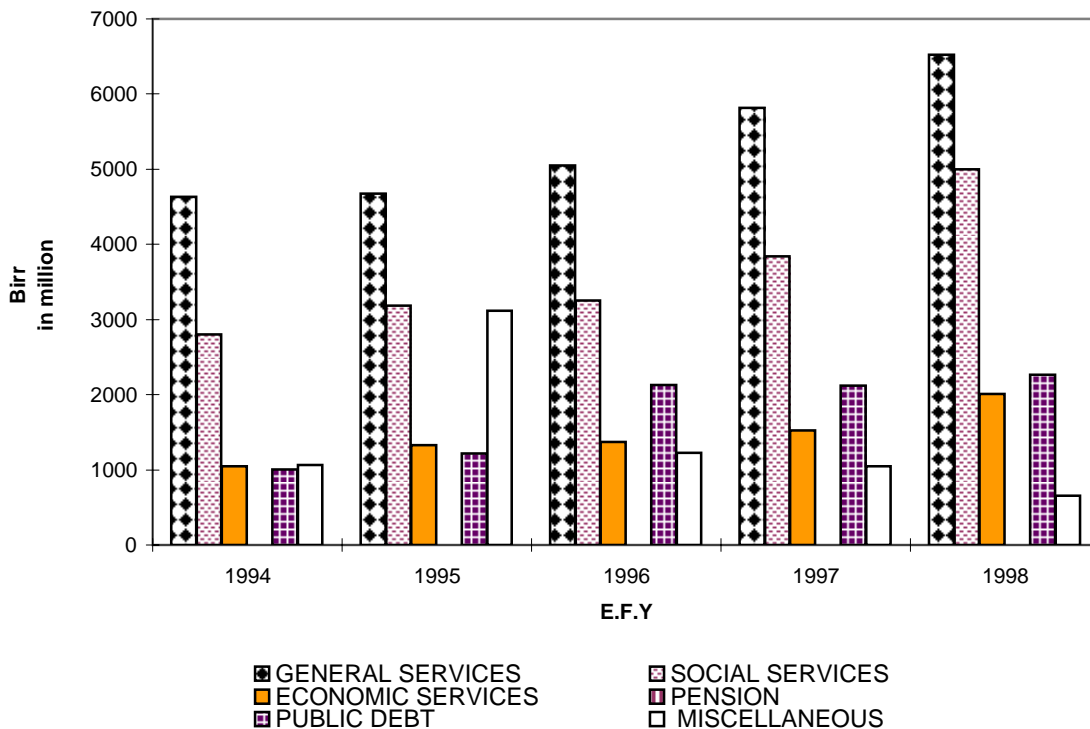
K3. GENERAL GOVERNMENT REVENUE BY SOURCE



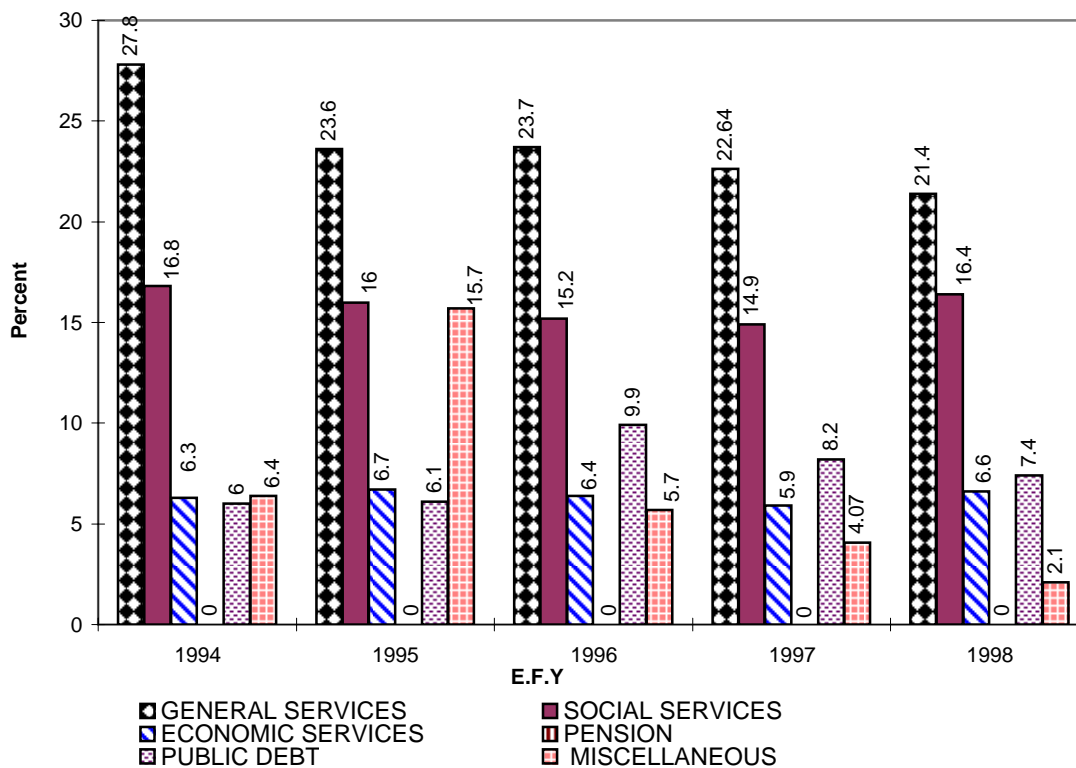
K4. PERCENTAGE COMPOSITION OF GOVERNMENT REVENUE BY SOURCE



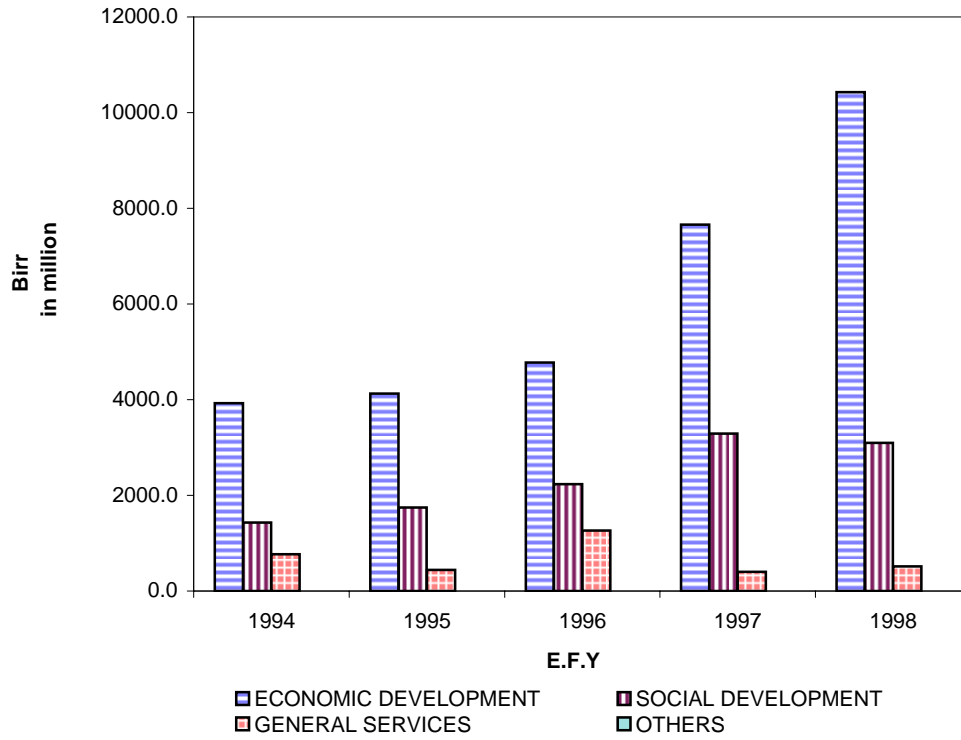
K5. RECURRENT GOVERNMENT EXPENDITURE



K6. PERCENTAGE COMPOSITION OF RECURRENT GOVERNMENT EXPENDITURE



K7. GENERAL GOVERNMENT CAPITAL EXPENDITURE



የመንግሥት ገቢና ወጪ
GENERAL GOVERNMENT REVENUE AND EXPENDITURE

ሠንጠረዥ ተ.1 TABLE K.1 በሚሊዮን ብር IN MILLION BIRR

በጀት ዓመት	ገቢ			ወጪ			
	ድምር	ከሀገር ውስጥ	ከውጭ ሀገር	ድምር	ደመወዝና ሥራ ማስኬጃ	የካፒታል ወጪ	
1974	2406.9	1859.6	547.3	2887.7	1838.6	1049.1	1981/82**
1975	2777.8	2100.0	677.8	3325.2	2043.5	1281.7	1982/83**
1976	2897.6	2255.3	642.3	3459.8	2224.8	1235.0	1983/84**
1977	3243.0	2381.1	861.9	3983.1	2419.3	1563.8	1984/85**
1978	3525.7	2479.0	1046.7	4398.4	2466.9	1931.5	1985/86**
1979	3681.9	2697.8	984.1	4593.9	2638.8	1955.1	1986/87**
1980	3995.7	2894.4	1101.3	5133.1	3097.1	2036.0	1987/88**
1981	4328.2	3047.9	1280.3	6042.2	3758.5	2283.7	1988/89**
1982	4417.6	2985.4	1432.2	6539.1	4153.5	2385.6	1989/90**
1983	4449.6	3280.0	1169.6	4913.2	3699.2	1214.0	1990/91
1984	3733.8	2292.0	1441.8	4256.9	3305.1	951.8	1991/92
1985	3657.3	3191.2	466.1	5289.1	3517.9	1771.2	1992/93
1986	4926.1	3938.9	987.2	7202.8	4508.4	2694.4	1993/94
1987	7044.5	5912.8	1131.7	8868.1	5711.6	3156.5	1994/95
1988	8062.9	6966.1	1096.8	9456.7	5894.1	3562.6	1995/96
1989	9381.4	7877.4	1504.0	10142.7	5842.8	4299.9	1996/97
1990	9686.4	8413.1	1273.3	11227.9	7081.3	4146.6	1997/98
1991	11200.7	9557.5	1643.2	15243.9	11099.8	4144.1	1998/99
1992	11207.5	9982.8	1224.7	18033.1	14399.4	3633.7	1999/00
1993	13201.5	10573.5	2628.0	18796.9	14466.1	4330.8	2000/01
1994	12901.0	10476.0	2425.0	16679.0	10550.0	6129.0	2001/02
1995	15710.0	11156.0	4554.0	19840.0	13527.0	6313.0	2002/03
1996	18596.0	13917.0	4679.0	21565.0	13022.0	8543.0	2003/04
1997	20884.0	15591.0	5293.0	25910.0	14342.0	11568.0	2004/05
1998*	24151.0	19493.0	4658.0	30536.0	16444.0	14092.0	2005/06*
	TOTAL	DOMESTIC	FOREIGN	TOTAL	SALARY AND OPERATING COST	CAPITAL EXPENDITURE	BUDGET YEAR
	REVENUE			EXPENDITURE			

የዓመቱ መጨረሻ ሰኔ 30 ነው ::

YEAR ENDING JULY 7

ከገንዘብ ሚኒስቴር የሂሳብ ማጠቃለያ የተገኘ

SOURCE: MINISTRY OF FINANCE, CENTRAL
ACCOUNTING DEPARTMENT

**የበጀት ግምት

** BUDGET ESTIMATE

* ጊዜያዊ ትክክለኛ

* PRELIMINARY ACTUAL

የመንግሥት ገቢ፡ በገቢው ዓይነት
GOVERNMENT REVENUE BY SOURCE

ሠንጠረዥ ተ.2 TABLE K.2 በሚሊዮን ብር IN MILION BIRR

	1996+	1997	1998*	
የታክሶች ገቢ	10908.0	12397.0	14123.0	TAX REVENUE
አመታዊ የእድገት መጠን በመቶኛ	32.3	13.7	13.9	ANNUAL GROWTH RATE (%)
ከገቢ እና ከትርፍ ላይ የተገኙ ታክሶች	3131.0	3569.0	3784.0	INCOME AND PROFIT TAX
ከደመወዝ ግብር	948.0	1132.0	1414.0	PERSONAL INCOME TAX
ከኪራይ	53.0	78.0	32.0	RENTAL INCOME TAX
ከንግድ	1303.0	1714.0	1741.0	BUSINESS PROFIT TAX
ከእርሻ	138.0	150.0	82.0	AGRICULTURAL INCOME TAX
ሌላ ገቢ	672.0	475.0	486.0	OTHER INCOME
ከኮፒታል ገቢ ግብር	17.0	20.0	29.0	CAPITAL GAINS TAX
ከገጠር መራት ግብር	114.0	140.0	124.0	RURAL LAND USE FEE
ከከተማ መራት ግብር	186.0	221.0	517.0	URBAN LAND LEASE FEE
ቀጥታ ያልሆኑ ገቢዎች	2200.0	2721.0	3111.0	DOMESTIC INDIRECT TAXES
ከሽያጭ /አክሳይሽን ታክስ	1534.0	2003.0	2301.0	SALES/ EXCISE/ TAXES
ከነዳጅ ቀረጥ	0.0	0.0	0.0	PETROLEUM PRODUCTS
ከአልኮል አክሳይሽን ታክስ	279.0	322.0	442.0	ALCOHOL & TOBACCO
ሌሎች አክሳይሽን ታክሶች	1255.0	1681.0	1859.0	OTHER EXCISE TAXES
ከአገልግሎት ንግድ ታክስ	505.0	533.0	597.0	SERVICE SALES TAX
ከቴምብር ቀረጥ	161.0	185.0	213.0	STAMP DUTIES
ከውጭ አገር ንግድ ቀረጥ	5277.0	5746.0	6587.0	IMPORT DUTIES AND TAXES
ከገቢ እቃዎች የጥምርክ ቀረጥ	2434.0	2503.0	2954.0	CUSTOM DUTIES
ከሽያጭ አክሳይሽን ታክስ	2833.0	3242.0	3633.0	SALES/ EXCISE/ TAXES
ከነዳጅ ውጤቶች ቀረጥ	0.0	0.0	73.0	PETROLEUM PRODUCTS
ከውጭ ከሚገቡ አልኮሎች እና ትምባሆኖች	0.0	0.0	67.0	ALCOHOL AND TOBACCO
ከሌሎች የገቢ እቃዎች	0.0	0.0	3493.0	OTHER IMPORTS
ሱር ታክስ	10.0	1.0	0.0	SUR TAX
ከወጪ እቃ ቀረጥ	0.0	0.0	0.0	EXPORT TAXES
የጥምርክ ቀረጥ	0.0	0.0	0.0	CUSTOM DUTIES
ከቡና ቀረጥ	0.0	0.0	0.0	COFFEE DUTIES
ከቡና ሱር ታክስ	0.0	0.0	0.0	COFFEE SURTAX
ከሌሎች	0.0	0.0	0.0	OTHER
ከትራንዛክሽን ታክስ	0.0	0.0	0.0	TRANSACTION TAX
ታክስ ዛልሆኑ ገቢዎች	3011.0	3195.0	5371.0	NON-TAX REVENUE
ከመዋሪቅ	321.0	616.0	379.0	CHARGES AND FEES
ከእቃዎችና አገልግሎቶች ሽያጭ	376.0	856.0	433.0	SALES OF GOODS AND SERVICES
ከመንግስት እዳክስትመንት	1250.0	1106.0	3136.0	GOV'T INVESTMENT INCOME
ከጡረታ	0.0	0.0	0.0	CONTRIBUTION TO PENSIONS FUND
ከንብረት ሽያጭ	185.0	193.0	310.0	REIMBURSEMENT & PROPERTY SALES
ልዩ ልዩ ገቢዎች	716.0	400.0	172.0	MISCELLANEOUS REVENUE
ሌሎች ልዩ ገቢዎች	163.0	14.0	941.0	OTHER EXTRAORDINARY
ከፕራይቪታይዜሽን ገቢ	0.0	10.0	0.0	PRIVATIZATION PROCEEDS
ጠቅላላ ገቢ	13919.0	15592.0	19494.0	TOTAL REVENUES
አመታዊ ለውጦች በመቶኛ	24.8	12.0	25.0	ANNUAL CHANGES(%)
የውጭ ድጋፍ	4001.0	4565.0	3732.0	EXTERNAL GRANTS
እርዳታ በአይነት	1746.0	2234.0	2782.0	GRANTS IN KIND/EARMARKED
አገልግሎት ያልተወሰነ የገንዘብ ድጋፍ ሲፒአፍ/አርዳታ	0.0	0.0	0.0	UNTIED CASH & CPF/GRANTS
ጠቅላላ ገቢና ድጋፍ	17920.0	20157.0	23226.0	TOTAL REVENUE AND GRANTS
	2003/04+	2004/05	2005/06*	

የዓመቱ መጨረሻ ሰኔ 30 ነው ::

YEAR ENDING JULY 7

ከገንዘብ ሚኒስቴር የሚገኘው ማጠቃለያ የተገኘ

SOURCE: MINISTRY OF FINANCE, CENTRAL ACCOUNTING DEPARTMENT

* ጊዜያዊ ትክክለኛ

* PRELIMINARY ACTUAL

+ የታረመ

+ REVISED

የመንግሥት ወጪ፣ በወጪ ዓይነት፣ ገቢ በገቢ ዓይነት
 GOVERNMENT EXPENDITURE AND REVENUE BY PURPOSE

ሠንጠረዥ ተ.3

በሚሊዮን ብር IN MILION BIRR

	1996*	1997	1998*	
ወጪ				EXPENDITURE
<u>ሀ. መደበኛ ወጪ</u>	13022.0	14342.0	16444.0	A. RECCURENT EXPENDITURE
1. ለጠቅላላ አገልግሎት	5048.0	5816.0	6522.0	1. GENERAL SERVICES
2. ለማህበራዊ አገልግሎት	3253.0	3839.0	4996.0	2. SOCIAL SERVICES
3. ለኢኮኖሚ አገልግሎት	1372.0	1523.0	2009.0	3. ECONOMIC SERVICES
4. ለጡረታ	0.0	0.0	0.0	4. PENSION
5. ለእዳ ክፍያ	2125.0	2118.0	2264.0	5. PUBLIC DEBT
6. ለልዩ ልዩ ወጪዎች	525.0	325.0	67.0	6. MISCELLANEOUS EXPENDITURE
7. ድጎማ	0.0	0.0	0.0	7. SUBSIDIES
8. ከውጭ እርዳታ	699.0	721.0	586.0	8. EXTERNAL ASSISTANCE
9. ሴፍቲ ኔት	0.0	0.0	0.0	9. SAFETY NET
<u>ለ. የካፒታል ወጪ</u>	8272.0	11345.0	14042.0	B. CAPITAL EXPENDITURE
1. ለኢኮኖሚ	4774.0	7656.0	10426.0	1. ECONOMIC DEVELOPMENT
2. ለማህበራዊ ኑሮ እድገት	2233.0	3291.0	3099.0	2. SOCIAL DEVELOPMENT
3. ለጠቅላላ አገልግሎት	1265.0	398.0	517.0	3. GENERAL SERVICES
4. ሌሎች ወጪዎች	-	-	-	4. OTHERS
<u>ሐ. የካፒታል ድጋፍ</u>	272.0	224.0	50.0	C. SINKING FUND
<u>ጠቅላላ ወጪ</u>	21566.0	25911.0	30536.0	TOTAL EXPENDITURE
ገቢ				REVENUE
<u>ሀ. መደበኛ ገቢ</u>	13721.0	15390.0	19183.0	A. ORDINARY REVENUE
1. ቀጥታ ቀረጦች	3431.0	3930.0	4424.0	1. DIRECT TAXES
2. ቀጥታ ካልሆኑ ቀረጦች	2200.0	2721.0	3111.0	2. INDIRECT TAXES
3. ከውጭ አገር ንግድ ቀረጦች	5276.0	5746.0	6587.0	3. FOREIGN TRADE TAXES
4. ያልተቀረጡ ገቢዎች	2814.0	2993.0	5061.0	4. NON-TAX REVENUE
<u>ለ. የካፒታል ገቢ</u>	196.0	201.0	310.0	B. CAPITAL RECEIPTS
<u>ሐ. የውጭ አገር እርዳታ</u>	4679.0	5293.0	4658.0	C. EXTERNAL ASSISTANCE
<u>መ. ከወጭ ቀረ</u>	-2970.0	-5027.0	-6385.0	D. CASH BALANCE
<u>ሠ. ብድር</u>	4914.0	6764.0	4531.0	E. BORROWINGS
1. ከውጭ አገር	2555.0	2507.0	1520.0	1. EXTERNAL
2. ከአገር ውስጥ	2359.0	4257.0	3011.0	2. INTERNAL
<u>ጠቅላላ ገቢ እና እርዳታ</u>	18596.0	20884.0	24151.0	TOTAL REVENUE AND GRANTS
	2003/04*	2002/03	2003/04*	

...መረጃ አልተገኘም

... DATA NOT AVAILABLE

የዓመቱ መጨረሻ ሰኔ 30 ነው
 YEAR ENDING JULY 7

ከገንዘብ ሚኒስቴር የሂሳብ ማጠቃለያ የተገኘ

SOURCE:- 1. MINISTRY OF FINANCE, CENTRAL ACCOUNTING DEPARTMENT

"+" የታረመ

+Revised

* ጊዜያዊ ትክክለኛ

* PRELIMINARY ACTUAL

የመንግስት መደበኛ ወጪ
CURRENT GOVERNMENT EXPENDITURE

ሠንጠረዥ ተ.4 TABLE K.4

በሚሊዮን ብር IN MILLION BIRR

	1996 ⁺	1997	1998 [*]	
ጠቅላላ አገልግሎት	5048.0	5817.0	6522.0	GENERAL SERVICES
ለማዕከላዊ መንግስት	639.0	721.0	786.0	ORGAN OF THE STATE
ለአገር መከላከያ	2452.0	2920.0	3009.0	NATIONAL DEFENCE
ለፍትህ	280.0	293.0	319.0	JUSTICE
ለአገር ውስጥ ጥበቃ	766.0	892.0	1201.0	PUBLIC ORDER & SECURITY
ለጠቅላላ አገልግሎት	911.0	991.0	1207.0	GENERAL SERVICES
ለኢኮኖሚ አገልግሎት	1372.0	1524.0	2008.0	ECONOMIC SERVICES
ለግብርና	870.0	1158.0	1566.0	AGRICULTURE AND NATURAL RESOURCES
ለንግድና ኢንዱስትሪ	121.0	108.0	142.0	TRADE AND INDUSTRY
ለማዕድንና ሀይል	44.0	26.0	38.0	MINES AND ENERGY
ሉቱሪዝም	16.0	16.0	10.0	TOURISM
ለትራንስፖርትና መገናኛ	161.0	65.0	33.0	TRANSPORT AND COMMUNICATIONS
ለኮንስትራክሽን	132.0	132.0	198.0	CONSTRUCTION
ለኢኮኖሚ ልማት ጥናት	28.0	19.0	21.0	ECONOMIC DEVELOPMENT STUDY
ለሕዝባዊ አገልግሎት	3253.0	3838.0	4995.0	SOCIAL SERVICES
ለትምህርትና ሥልጠና	2511.0	2981.0	3906.0	EDUCATION AND TRAINING
ለባህልና ስፖርት	71.0	64.0	82.0	CULTURE AND SPORTS
ለጤና ጥበቃ	532.0	696.0	822.0	PUBLIC HEALTH
ለማህበራዊ ጉዳዮች	76.0	57.0	143.0	LABOUR AND SOCIAL AFFAIRS
ለመልሶ ማቋቋም	63.0	40.0	42.0	REHABILITATION
ሌሎች ወጪዎች	0.0	0.0	0.0	OTHERS
የጡራታ ወጪ	0.0	0.0	0.0	PENSION EXPENDITURE
ዕዳ መክፈያ	2125.0	2118.0	2264.0	PUBLIC DEBT
የአገር ውስጥ ዕዳ ወለድ	576.0	525.0	621.0	INTERNAL DEBT INTEREST
የአገር ውስጥ ዕዳ	212.0	256.0	276.0	INTERNAL DEBT PRINCIPAL
የውጭ አገር ብድር ወለድ	504.0	486.0	433.0	EXTERNAL DEBT INTEREST
የውጭ አገር ዕዳ	833.0	851.0	934.0	EXTERNAL DEBT PRINCIPAL
ልዩ ልዩ ዕዳዎች	525.0	325.0	67.0	MISCELLANEOUS
ለድጎማ	0.0	0.0	0.0	SUBSIDIES
ከውጭ አገር ዕርዳታ	699.0	721.0	586.0	EXTERNAL ASSISTANCE
ለሴፍቲ ኔት	0.0	0.2	0.0	SAFETY NET
ድምር	13022.0	14343.2	16442.0	TOTAL RECURRENT EXPENDITURE
ዓመታዊ እድገት		10.1	14.6	ANNUAL GROWTH (%)
	2003/04 ⁺	2002/03	2003/04 [*]	

የዓመቱ መጨረሻ ሰኔ 30 ነው ::

YEAR ENDING JULY 7

ከገንዘብ ሚኒስቴር የሂሳብ ማጠቃለያ የተገኘ

SOURCE: MINISTRY OF FINANCE, CENTRAL ACCOUNTING DEPARTMENT

* ጊዜያዊ ትክክለኛ

* PRELIMINARY ACTUAL