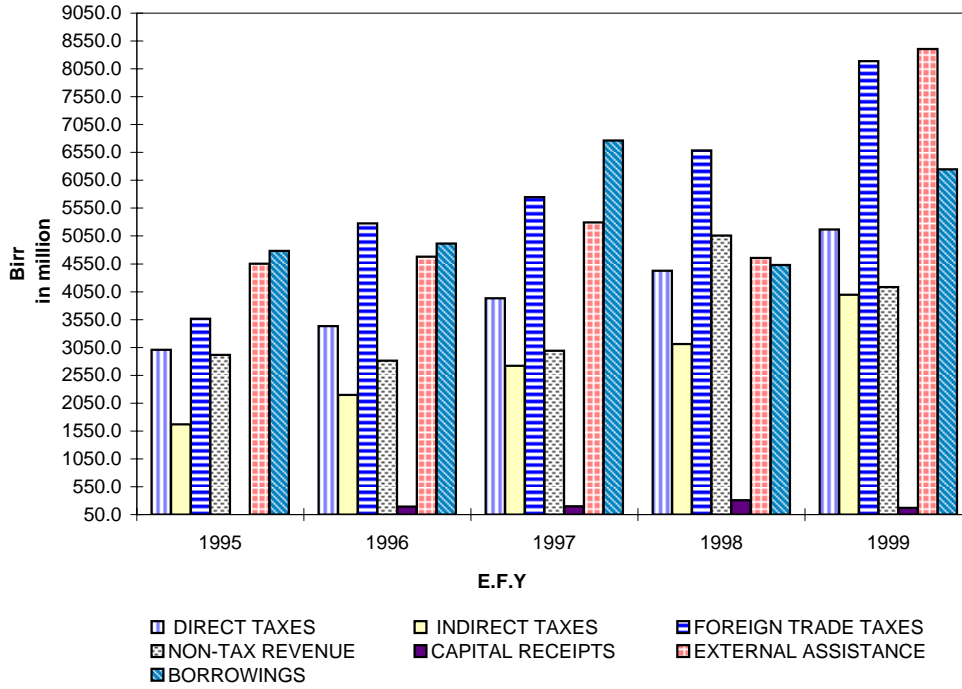


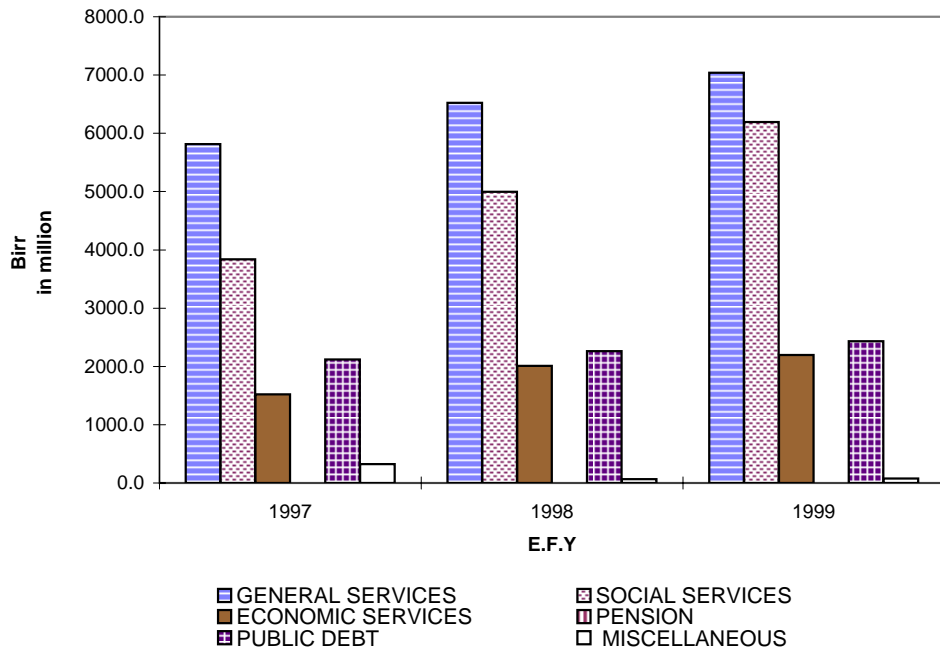
K3. GENERAL GOVERNMENT REVENUE BY SOURCE



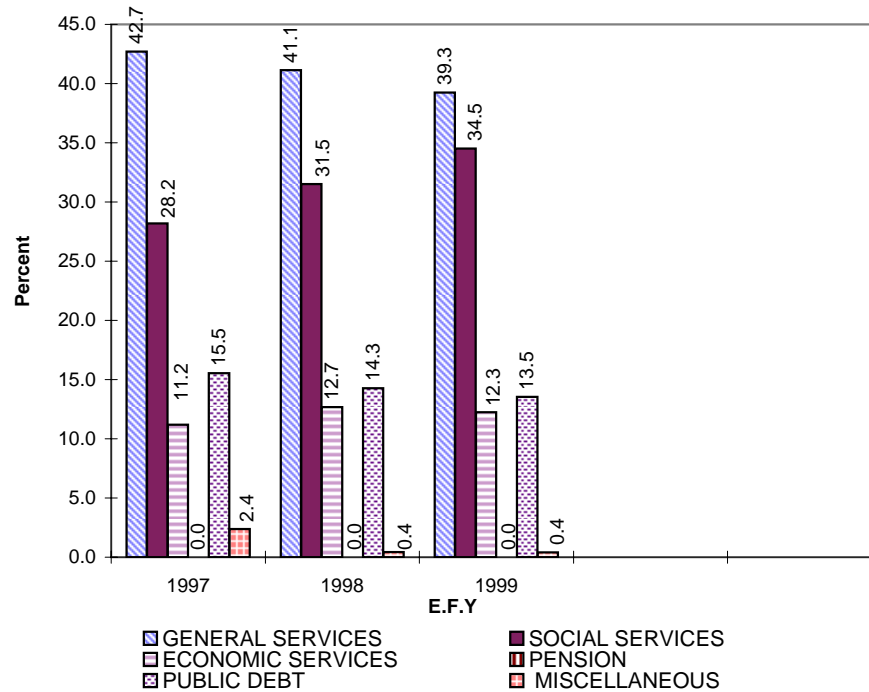
K4. PERCENTAGE COMPOSITION OF GOVERNMENT REVENUE BY SOURCE



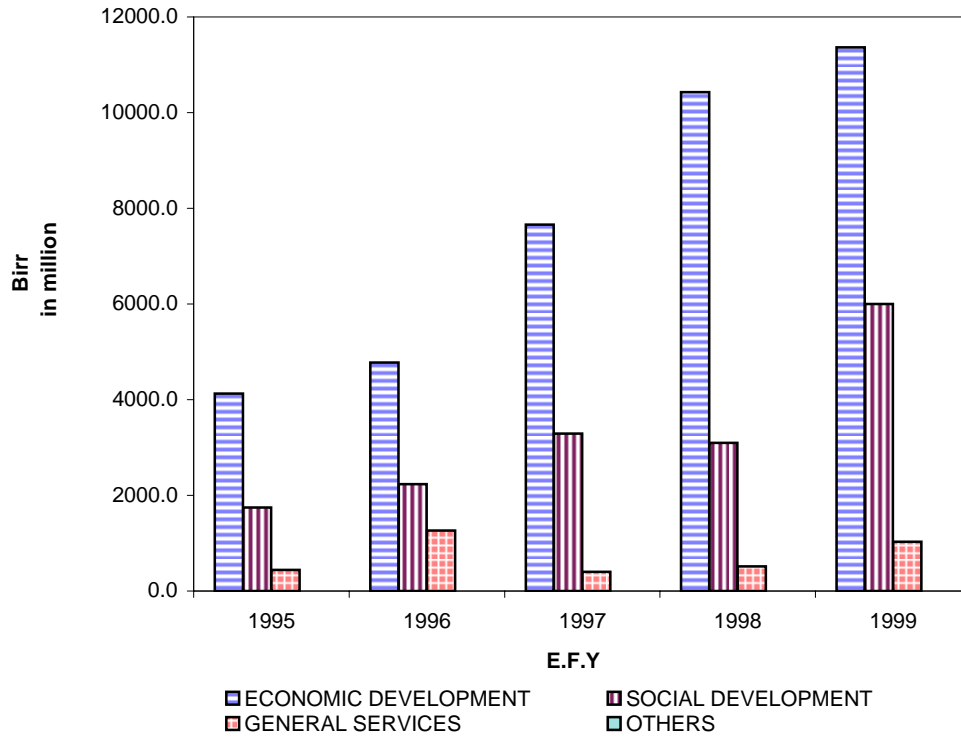
K5. RECURRENT GOVERNMENT EXPENDITURE



K6. PERCENTAGE COMPOSITION OF RECURRENT GOVERNMENT EXPENDITURE



K7. GENERAL GOVERNMENT CAPITAL EXPENDITURE



የመንግሥት ገቢና ወጪ
GENERAL GOVERNMENT REVENUE AND EXPENDITURE

ሠንጠረዥ ተ.1 TABLE K.1 በሚሊዮን ብር IN MILLION BIRR

በጀት ዓመት	ገቢ			ወጪ			BUDGET YEAR
	ድምር	ከሀገር ውስጥ	ከውጭ ሀገር	ድምር	ደመወዝና ሥራ ማስኬጃ	የካፒታል ወጪ	
1974	2406.9	1859.6	547.3	2887.7	1838.6	1049.1	1981/82**
1975	2777.8	2100.0	677.8	3325.2	2043.5	1281.7	1982/83**
1976	2897.6	2255.3	642.3	3459.8	2224.8	1235.0	1983/84**
1977	3243.0	2381.1	861.9	3983.1	2419.3	1563.8	1984/85**
1978	3525.7	2479.0	1046.7	4398.4	2466.9	1931.5	1985/86**
1979	3681.9	2697.8	984.1	4593.9	2638.8	1955.1	1986/87**
1980	3995.7	2894.4	1101.3	5133.1	3097.1	2036.0	1987/88**
1981	4328.2	3047.9	1280.3	6042.2	3758.5	2283.7	1988/89**
1982	4417.6	2985.4	1432.2	6539.1	4153.5	2385.6	1989/90**
1983	4449.6	3280.0	1169.6	4913.2	3699.2	1214.0	1990/91
1984	3733.8	2292.0	1441.8	4256.9	3305.1	951.8	1991/92
1985	3657.3	3191.2	466.1	5289.1	3517.9	1771.2	1992/93
1986	4926.1	3938.9	987.2	7202.8	4508.4	2694.4	1993/94
1987	7044.5	5912.8	1131.7	8868.1	5711.6	3156.5	1994/95
1988	8062.9	6966.1	1096.8	9456.7	5894.1	3562.6	1995/96
1989	9381.4	7877.4	1504.0	10142.7	5842.8	4299.9	1996/97
1990	9686.4	8413.1	1273.3	11227.9	7081.3	4146.6	1997/98
1991	11200.7	9557.5	1643.2	15243.9	11099.8	4144.1	1998/99
1992	11207.5	9982.8	1224.7	18033.1	14399.4	3633.7	1999/00
1993	13201.5	10573.5	2628.0	18796.9	14466.1	4330.8	2000/01
1994	12901.0	10476.0	2425.0	16679.0	10550.0	6129.0	2001/02
1995	15710.0	11156.0	4554.0	19840.0	13527.0	6313.0	2002/03
1996	18596.0	13917.0	4679.0	21565.0	13022.0	8543.0	2003/04
1997	20884.0	15591.0	5293.0	25910.0	14342.0	11568.0	2004/05
1998*	24151.0	19493.0	4658.0	30536.0	16444.0	14092.0	2005/06*
1999*	30064.1	21655.1	8409.0	36790.0	18347.8	18442.2	2006/07*
	TOTAL	DOMESTIC	FOREIGN	TOTAL	SALARY AND OPERATING COST	CAPITAL EXPENDITURE	
	REVENUE			EXPENDITURE			

የዓመቱ መጨረሻ ሰኔ 30 ነው ።

YEAR ENDING JULY 7

ከገንዘብ ሚኒስቴር የሂሳብ ማጠቃለያ የተገኘ

SOURCE: MINISTRY OF FINANCE, CENTRAL
ACCOUNTING DEPARTMENT

**የበጀት ግምት

** BUDGET ESTIMATE

* ጊዜያዊ ትክክለኛ

* PRELIMINARY ACTUAL

የመንግሥት ገቢ፣ በገቢው ዓይነት
GOVERNMENT REVENUE BY SOURCE

ሠንጠረዥ ተ.2 TABLE K.2 በሚሊዮን ብር IN MILLION BIRR

	1997	1998*	1999*	
የታክሶች ገቢ	12397.0	14123.0	17353.0	TAX REVENUE
አመታዊ የእድገት መጠን በመቶኛ	13.7	13.9	22.9	ANNUAL GROWTH RATE (%)
ከገቢ እና ከትርፍ ላይ የተገኙ ታክሶች	3569.0	3784.0	4868.0	INCOME AND PROFIT TAX
ከደመወዝ ግብር	1132.0	1414.0	1828.0	PERSONAL INCOME TAX
ከኪራይ	78.0	32.0	26.0	RENTAL INCOME TAX
ከንግድ	1714.0	1741.0	2305.0	BUSINESS PROFIT TAX
ከእርሻ	150.0	82.0	98.0	AGRICULTURAL INCOME TAX
ሌላ ገቢ	475.0	486.0	595.0	OTHER INCOME
ከክፍያ ገቢ ግብር	20.0	29.0	16.0	CAPITAL GAINS TAX
ከገጠር መራት ግብር	140.0	124.0	130.0	RURAL LAND USE FEE
ከከተማ መራት ግብር	221.0	517.0	170.0	URBAN LAND LEASE FEE
ቀጥታ ያልሆኑ ገቢዎች	2721.0	3111.0	3997.0	DOMESTIC INDIRECT TAXES
ከሸያጭ /አክሳይስ ታክስ	2003.0	2301.0	2863.0	SALES/ EXCISE/ TAXES
ከነጻ ፈረጥ	0.0			PETROLEUM PRODUCTS
ከአልኮል አክሳይስ ታክስ	322.0	442.0	528.0	ALCOHOL & TOBACCO
ሌሎች አክሳይስ ታክሶች	1681.0	1859.0	2335.0	OTHER EXCISE TAXES
ከአገልግሎት ንግድ ታክስ	533.0	597.0	856.0	SERVICE SALES TAX
ከቴምብር ቀረጥ	185.0	213.0	278.0	STAMP DUTIES
ከውጭ አገር ንግድ ቀረጥ	5746.0	6587.0	8188.0	IMPORT DUTIES AND TAXES
ከገቢ እቃዎች የጥምርክ ቀረጥ	2503.0	2954.0	3298.0	CUSTOM DUTIES
ከሸያጭ አክሳይስ ታክስ	3242.0	3633.0	4398.0	SALES/ EXCISE/ TAXES
ከነጻ ፈረጥ	0.0	73.0	243.3	PETROLEUM PRODUCTS
ከውጭ ከሚገቡ አልኮሎች እና ትምብሆዎች	0.0	67.0	79.9	ALCOHOL AND TOBACCO
ከሌሎች የገቢ እቃዎች	0.0	3493.0	4074.8	OTHER IMPORTS
ሱር ታክስ	1.0	0.0	492.0	SUR TAX
ከወጪ እቃ ቀረጥ	0.0	0.0	0.0	EXPORT TAXES
የጥምርክ ቀረጥ	0.0	0.0	0.0	CUSTOM DUTIES
ከቡና ቀረጥ	0.0	0.0	0.0	COFFEE DUTIES
ከቡና ሱር ታክስ	0.0	0.0	0.0	COFFEE SURTAX
ከሌሎች	0.0	0.0	0.0	OTHER
ከትራንዛክሽን ታክስ	0.0	0.0	0.0	TRANSACTION TAX
ታክስ ካልሆኑ ገቢዎች	3195.0	5371.0	4444.1	NON-TAX REVENUE
ከመዋሪያ	616.0	379.0	342.9	CHARGES AND FEES
ከእቃዎችና አገልግሎቶች ሸያጭ	856.0	433.0	250.2	SALES OF GOODS AND SERVICES
ከመንግስት ኢንቨስትመንት	1106.0	3136.0	2682.0	GOV'T INVESTMENT INCOME
ከጠረታ	0.0	0.0	0.0	CONTRIBUTION TO PENSIONS FUND
ከንብረት ሸያጭ	193.0	310.0	168.0	REIMBURSEMENT & PROPERTY SALES
ልዩ ልዩ ገቢዎች	400.0	172.0	327.0	MISCELLANEOUS REVENUE
ሌሎች ልዩ ገቢዎች	14.0	941.0	674.0	OTHER EXTRAORDINARY
ከፕራይቪታይዜሽን ገቢ	10.0	0.0		PRIVATIZATION PROCEEDS
ጠቅላላ ገቢ	15592.0	19494.0	21797.1	TOTAL REVENUES
አመታዊ ለውጦች በመቶኛ	12.0	25.0	11.8	ANNUAL CHANGES(%)
የውጭ ድጋፍ	4565.0	3732.0	7583.0	EXTERNAL GRANTS
እርዳታ በአይነት	2234.0	2782.0	3492.0	GRANTS IN KIND/EARMARKED
አገልግሎት ያልተወሰነ የገንዘብ ድጋፍ		0.0		
ሲ.ፒ.ኤ.ና/ እርዳታ	2331.0	950.0	4091.0	UNTIED CASH & CPF/GRANTS
ጠቅላላ ገቢና ድጋፍ	20157.0	23226.0	29380.1	TOTAL REVENUE AND GRANTS
	2004/05	2005/06*	2006/07*	

የዓመቱ መጨረሻ ሰኔ 30 ነው ።

YEAR ENDING JULY 7

ከገንዘብ ሚኒስቴር የሂሳብ ማጠቃለያ የተገኘ

SOURCE: MINISTRY OF FINANCE, CENTRAL ACCOUNTING DEPARTMENT

* ጊዜያዊ ትክክለኛ

* PRELIMINARY ACTUAL

+ የታረመ

+ REVISED

የመንግሥት ወጪ፣ በወጪ ዓይነት፣ ገቢ በገቢ ዓይነት
 GOVERNMENT EXPENDITURE AND REVENUE BY PURPOSE

ሠንጠረዥ ተ.3	TABLE K.3			በሚሊዮን ብር	IN MILION BIRR
ወጪ	1997	1998	1999		
ሀ. መደበኛ ወጪ	14342.0	16444.0	18347.8	A. RECURRENT EXPENDITURE	
1. ለጠቅላላ አገልግሎት	5816.0	6522.0	7041.0	1. GENERAL SERVICES	
2. ለማህበራዊ አገልግሎት	3839.0	4996.0	6193.0	2. SOCIAL SERVICES	
3. ለኢኮኖሚ አገልግሎት	1523.0	2009.0	2198.0	3. ECONOMIC SERVICES	
4. ለጡረታ	0.0	0.0	0.0	4. PENSION	
5. ለእዳ ክፍያ	2118.0	2264.0	2429.8	5. PUBLIC DEBT	
6. ለልዩ ልዩ ወጪዎች	325.0	67.0	75.0	6. MISCELLANEOUS EXPENDITURE	
7. ድጎማ	0.0	0.0	0.0	7. SUBSIDIES	
8. ከውጭ እርዳታ	721.0	586.0	411.0	8. EXTERNAL ASSISTANCE	
9. ሴፍቲ ኔት	0.0	0.0	0.0	9. SAFETY NET	
ለ. የካፒታል ወጪ	11345.0	14042.0	18397.0	B. CAPITAL EXPENDITURE	
1. ለኢኮኖሚ	7656.0	10426.0	11367.0	1. ECONOMIC DEVELOPMENT	
2. ለማህበራዊ ኑሮ እድገት	3291.0	3099.0	5997.0	2. SOCIAL DEVELOPMENT	
3. ለጠቅላላ አገልግሎት	398.0	517.0	1033.0	3. GENERAL SERVICES	
4. ሌሎች ወጪዎች	-	-	-	4. OTHERS	
ሐ. የካፒታል ድጋፍ	224.0	50.0	44.3	C. SINKING FUND	
ጠቅላላ ወጪ	25911.0	30536.0	36790.0	TOTAL EXPENDITURE	
ገቢ				REVENUE	
ሀ. መደበኛ ገቢ	15390.0	19183.0	21487.1	A. ORDINARY REVENUE	
1. ቀጥታ ቀረጦች	3930.0	4424.0	5168.0	1. DIRECT TAXES	
2. ቀጥታ ካልሆኑ ቀረጦች	2721.0	3111.0	3997.0	2. INDIRECT TAXES	
3. ከውጭ አገር ንግድ ቀረጦች	5746.0	6587.0	8188.0	3. FOREIGN TRADE TAXES	
4. ያልተቀረጡ ገቢዎች	2993.0	5061.0	4134.1	4. NON-TAX REVENUE	
ለ. የካፒታል ገቢ	201.0	310.0	168.0	B. CAPITAL RECEIPTS	
ሐ. የውጭ አገር እርዳታ	5293.0	4658.0	8409.0	C. EXTERNAL ASSISTANCE	
መ. ከውጭ ቀረ	-5025.0	-6385.0	-6725.9	D. CASH BALANCE	
ሠ. ብድር	6764.0	4531.0	6247.0	E. BORROWINGS	
1. ከውጭ አገር	2507.0	1520.0	4259.0	1. EXTERNAL	
2. ከአገር ውስጥ	4257.0	3011.0	1988.0	2. INTERNAL	
ጠቅላላ ገቢ እና እርዳታ	20884.0	24151.0	30064.1	TOTAL REVENUE AND GRANTS	
	2004/05	2005/06*	2006/07		

...መረጃ አልተገኘም
 ... DATA NOT AVAILABLE
 የዓመቱ መጨረሻ ሰኔ 30 ነው
 YEAR ENDING JULY 7

+ የታረመ
 +Revised

* ጊዜያዊ ትክክለኛ
 * PRELIMINARY ACTUAL

ከገንዘብ ሚኒስቴር የሂሳብ ማጠቃለያ የተገኘ
 SOURCE:- 1. MINISTRY OF FINANCE, CENTRAL ACCOUNTING DEPARTMENT

የመንግስት መደበኛ ወጪ
CURRENT GOVERNMENT EXPENDITURE

ሠንጠረዥ ተ.4 TABLE K.4

በሚሊዮን ብር IN MILLION BIRR

	1997	1998	1999	
ጠቅላላ አገልግሎት	5817.0	6522.0	7041	GENERAL SERVICES
ለግዕዝ ሰነድ መንግስት	721.0	786.0	913	ORGAN OF THE STATE
ለአገር መከላከያ	2920.0	3009.0	3005	NATIONAL DEFENCE
ለፍትህ	293.0	319.0	446	JUSTICE
ለአገር ውስጥ ጥበቃ	892.0	1201.0	1367	PUBLIC ORDER & SECURITY
ለጠቅላላ አገልግሎት	991.0	1207.0	1310	GENERAL SERVICES
ለኢኮኖሚ አገልግሎት	1524.0	2008.0	2198	ECONOMIC SERVICES
ለግብርና	1158.0	1566.0	1692	AGRICULTURE AND NATURAL RESOURCES
ለንግድና ኢንዱስትሪ	108.0	142.0	178	TRADE AND INDUSTRY
ለማዕድንና ሀይል	26.0	38.0	52	MINES AND ENERGY
ለቱሪዝም	16.0	10.0	-	TOURISM
ለትራንስፖርትና መገናኛ	65.0	33.0	50	TRANSPORT AND COMMUNICATIONS
ለኮንስትራክሽን	132.0	198.0	187	CONSTRUCTION
ለኢኮኖሚ ልማት ጥናት	19.0	21.0	39	ECONOMIC DEVELOPMENT STUDY
ለሕዝባዊ አገልግሎት	3838.0	4995.0	6193	SOCIAL SERVICES
ለትምህርትና ሥልጠና	2981.0	3906.0	4910	EDUCATION AND TRAINING
ለባህልና ስፖርት	64.0	82.0	121	CULTURE AND SPORTS
ለጤና ጥበቃ	696.0	822.0	1011	PUBLIC HEALTH
ለማህበራዊ ጉዳዮች	57.0	143.0	104	LABOUR AND SOCIAL AFFAIRS
ለመልሶ ማቋቋም	40.0	42.0	47	REHABILITATION
ሌሎች ወጪዎች	0.0	0.0	-	OTHERS
የጡረታ ወጪ	0.0	0.0	0	PENSION EXPENDITURE
ዕዳ መክፈያ	2118.0	2264.0	2429.8	PUBLIC DEBT
የአገር ውስጥ ዕዳ ወለድ	525.0	621.0	726.5	INTERNAL DEBT INTEREST
የአገር ውስጥ ዕዳ	256.0	276.0	304.6	INTERNAL DEBT PRINCIPAL
የውጭ አገር ብድር ወለድ	486.0	433.0	480	EXTERNAL DEBT INTEREST
የውጭ አገር ዕዳ	851.0	934.0	918.7	EXTERNAL DEBT PRINCIPAL
ልዩ ልዩ ዕዳዎች	325.0	67.0	75	MISCELLANEOUS
ለድጎማ	0.0	0.0	0	SUBSIDIES
ከውጭ አገር ዕርዳታ	721.0	586.0	411	EXTERNAL ASSISTANCE
ለሴፍቲ ኔት	0.2	0.0	0	SAFETY NET
ድምር	14343.2	16442.0	18347.8	TOTAL RECURRENT EXPENDITURE
ዓመታዊ እድገት	10.1	14.6	11.6	ANNUAL GROWTH (%)
	2004/05	2005/06	2006/07	

የዓመቱ መጨረሻ ሰኔ 30 ነው ::

YEAR ENDING JULY 7

ከገንዘብ ሚኒስቴር የሂሳብ ማጠቃለያ የተገኘ

SOURCE: MINISTRY OF FINANCE, CENTRAL ACCOUNTING DEPARTMENT

* ጊዜያዊ ትክክለኛ

* PRELIMINARY ACTUAL