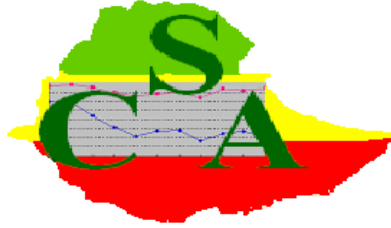


በኢትዮጵያ ፌዴራላዊ ዲሞክራሲያዊ ሪፐብሊክ  
የማዕከላዊ ስታቲስቲክስ ኤጀንሲ



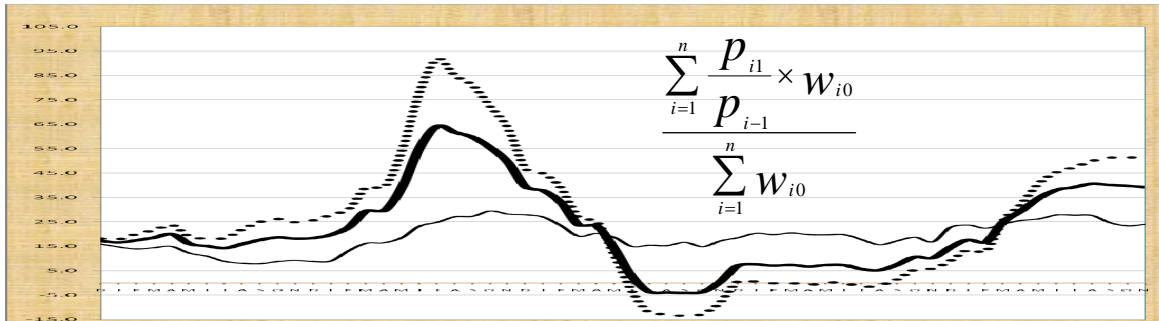
THE FEDERAL DEMOCRATIC REPUBLIC OF ETHIOPIA  
**CENTRAL STATISTICAL AGENCY**

የአገር አቀፍና የክልሎች የሽማቾች ዋጋ መመዘኛ ኢንዱክሶች  
የሚያዝያ ወር 2006 ዓ.ም.

[ ህሳስ 2004= 100]

መረጃ ቁጥር 14

COUNTRY AND REGIONAL LEVEL CONSUMER PRICE INDICES



[December 2011 =100]

For the month of April 2014

Information No. 14

Tel: 251-11-1 553011

Fax: 251-11-1550334.

Email: [csa@ethionet.et](mailto:csa@ethionet.et)

አዲስ አበባ

ሚያዝያ 28 ቀን 2006 ዓ.ም.

ADDIS ABABA

06 May 2014

መግቢያ..... 1  
የወሩ ዋጋ ግሽበት ሁኔ ..... 7  
የዘንድሮውና የአምናው ተመሳሳይ ወሮች የሽማግሌት ዋጋ መመዘኛ ጠቋሚ አሀዝ ንፅፅር በአገር አቀፍ ደረጃ ..... 10  
የዘንድሮውና የአምናው ተመሳሳይ ወሮች የሽማግሌት ዋጋ መመዘኛ ጠቋሚ አሀዝ ንፅፅር በአገር አቀፍና በክልሎች ደረጃ..... 11

**የሠንጠረዦች ዝርዝር**

ሠንጠረዥ ሀ: በጥናቱ የተሸፈኑ ገበያዎችና በኢንዱስትሪ ማዕቀፍ የተካተቱ ዕቃዎችና በዕቃዎች/አገልግሎቶች ብዛት በክልል..... 2  
ሠንጠረዥ 1ሀ: ጠቅላላ የሽማግሌት ዋጋ መመዘኛ ኤንዱስትሪ በስሩ የተካተቱ ክፍሎች በአገር አቀፍ ደረጃ..... 13  
ሠንጠረዥ 1ለ: ጠቅላላ ምግብና የምግብ ክፍሎች የሽማግሌት ዋጋ መመዘኛ ኤንዱስትሪ በአገር አቀፍ ደረጃ..... 14  
ሠንጠረዥ 1ሐ: አገር አቀፍ የቤት ኪራይ፣ የቤት መስሪያ ዕቃዎች፣ ጭሃና ኤነርጂ የሽማግሌት ዋጋ መመዘኛ ኤንዱስትሪ ..... 15  
ሠንጠረዥ 2ሀ: ጠቅላላ የሽማግሌት ዋጋ መመዘኛ ኤንዱስትሪ በአገር አቀፍና በክልሎች ደረጃ ..... 16  
ሠንጠረዥ 2ለ: የምግብ ዋጋ መመዘኛ ኤንዱስትሪ ማጠቃለያ በአገር አቀፍ እና በክልሎች ደረጃ ..... 18  
ሠንጠረዥ 3ሀ: ጠቅላላ የሽማግሌት ዋጋ መመዘኛ ኤንዱስትሪ በስሩ የተካተቱ ክፍሎች ለአዲስ አበባ ከተማ መስተዳድር ..... 20  
ሠንጠረዥ 3ለ: ጠቅላላ ምግብና የምግብ ክፍሎች የሽማግሌት ዋጋ መመዘኛ ኤንዱስትሪ ለአዲስ አበባ ከተማ መስተዳድር ..... 21  
ሠንጠረዥ 4ሀ: ጠቅላላ የሽማግሌት ዋጋ መመዘኛ ኤንዱስትሪ በስሩ የተካተቱ ክፍሎች ለአፋር ክልላዊ መንግስት..... 22  
ሠንጠረዥ 4ለ: ጠቅላላ ምግብና የምግብ ክፍሎች የሽማግሌት ዋጋ መመዘኛ ኤንዱስትሪ ለአፋር ክልላዊ መንግስት..... 23  
ሠንጠረዥ 5ሀ: ጠቅላላ የሽማግሌት ዋጋ መመዘኛ ኤንዱስትሪ በስሩ የተካተቱ ክፍሎች ለአማራ ክልላዊ መንግስት..... 24  
ሠንጠረዥ 5ለ: ጠቅላላ ምግብና የምግብ ክፍሎች የሽማግሌት ዋጋ መመዘኛ ኤንዱስትሪ ለአማራ ክልላዊ መንግስት..... 25  
ሠንጠረዥ 6ሀ: ጠቅላላ የሽማግሌት ዋጋ መመዘኛ ኤንዱስትሪ በስሩ የተካተቱ ክፍሎች ለቤንሻንጉል-ጉሙዝ ክልላዊ መንግስት..... 26  
ሠንጠረዥ 6ለ: ጠቅላላ ምግብና የምግብ ክፍሎች የሽማግሌት ዋጋ መመዘኛ ለቤንሻንጉል-ጉሙዝ ክልላዊ መንግስት..... 27

|   |    |
|---|----|
| <p>ወንጠረዥ 7ሀ: ጠቅላላ የሽማግሌት ዋጋ መመዘኛ ኤንደክስና በስሩ የተካተቱ ክፍሎች ለድሬደዋ አስተዳደር ካውንስል .....</p>     | 28 |
| <p>ወንጠረዥ 7ለ: ጠቅላላ ምግብና የምግብ ክፍሎች የሽማግሌት ዋጋ መመዘኛ ለድሬደዋ አስተዳደር ካውንስል .....</p>            | 29 |
| <p>ወንጠረዥ 8ሀ: ጠቅላላ የሽማግሌት ዋጋ መመዘኛ ኤንደክስና በስሩ የተካተቱ ክፍሎች ለጋምቤላ ህዝቦች ክልላዊ መንግስት .....</p>  | 30 |
| <p>ወንጠረዥ 8ለ: ጠቅላላ ምግብና የምግብ ክፍሎች የሽማግሌት ዋጋ መመዘኛ ለጋምቤላ ህዝቦች ክልላዊ መንግስት .....</p>         | 31 |
| <p>ወንጠረዥ 9ሀ: ጠቅላላ የሽማግሌት ዋጋ መመዘኛ ኤንደክስና በስሩ የተካተቱ ክፍሎች ለለሐረር ህዝብ ክልላዊ መንግስት .....</p>   | 32 |
| <p>ወንጠረዥ 9ለ: ጠቅላላ ምግብና የምግብ ክፍሎች የሽማግሌት ዋጋ መመዘኛ ኤንደክስ ለለሐረር ህዝብ ክልላዊ መንግስት .....</p>    | 33 |
| <p>ወንጠረዥ 10ሀ: ጠቅላላ የሽማግሌት ዋጋ መመዘኛ ኤንደክስና በስሩ የተካተቱ ክፍሎች ለአሮሚያ ክልላዊ መንግስት .....</p>      | 34 |
| <p>ወንጠረዥ 10ለ: ጠቅላላ ምግብና የምግብ ክፍሎች የሽማግሌት ዋጋ መመዘኛ ኤንደክስ ለአሮሚያ ክልላዊ መንግስት .....</p>       | 35 |
| <p>ወንጠረዥ 11ሀ: ጠቅላላ የሽማግሌት ዋጋ መመዘኛ ኤንደክስና በስሩ የተካተቱ ክፍሎች ለደ.ኢ.ብ.ብ.ሀ ክልላዊ መንግስት .....</p> | 36 |
| <p>ወንጠረዥ 11ለ: ጠቅላላ ምግብና የምግብ ክፍሎች የሽማግሌት ዋጋ መመዘኛ ኤንደክስ ለደ.ኢ.ብ.ብ.ሀ ክልላዊ መንግስት .....</p>  | 37 |
| <p>ወንጠረዥ 12ሀ: ጠቅላላ የሽማግሌት ዋጋ መመዘኛ ኤንደክስና በስሩ የተካተቱ ክፍሎች ለሶማሌ ክልላዊ መንግስት .....</p>       | 38 |
| <p>ወንጠረዥ 12ለ: ጠቅላላ ምግብና የምግብ ክፍሎች የሽማግሌት ዋጋ መመዘኛ ኤንደክስ ለሶማሌ ክልላዊ መንግስት .....</p>        | 39 |
| <p>ወንጠረዥ 13ሀ: ጠቅላላ የሽማግሌት ዋጋ መመዘኛ ኤንደክስና በስሩ የተካተቱ ክፍሎች ለትግራይ ክልላዊ መንግስት .....</p>      | 38 |
| <p>ወንጠረዥ 13ለ: ጠቅላላ ምግብና የምግብ ክፍሎች የሽማግሌት ዋጋ መመዘኛ .....</p>                              | 41 |

# CONTENTS

|  | <b>Page</b> |
|--|-------------|
| Introduction.....  | 4           |
| Inflation Rate.....  | 8           |
| Comparison of CPI Movements, Current Vs Last Year's Similar Months,<br>at country Level.....               | 10          |
| Comparison of CPI Movements, Current Vs Last Year's Similar Months,<br>at country and Regional Levels..... | 11          |

## List of Tables

|  |    |
|--|----|
| Table a: Number of Markets Covered and Basket of Commodities by<br>Region.....   | 2  |
| Table 1a: General Consumer Price Index and Its<br>Components at Country Level.....   | 13 |
| Table 1b: Consumer Price Index of Total Food and Its<br>Components at Country Level.....   | 14 |
| Table 1c: Consumer Price Index of House Rent,<br>Construction Materials, Water, Fuel and Power and Its<br>Components at Country Level..... | 15 |
| Table 2a: Summary of General Consumer Price Indices at<br>Country and Regional Levels.....   | 16 |
| Table 2b: Summary of Consumer Price Indices of Food at<br>Country and Regional Levels.....   | 18 |
| Table 3a: General Consumer Price Index and Its<br>Components for the City of Addis Ababa Administration.....                               | 20 |
| Table 3b: Consumer Price Index of Total Food and Its<br>Components for the City of Addis Ababa Administration.....                         | 21 |
| Table 4a: General Consumer Price Index and Its<br>Components for the Afar Regional State.....  | 22 |
| Table 4b: Consumer Price Index of Total Food and Its<br>Components for the Afar Regional State.....  | 23 |

|  |    |
|--|----|
| Table 5a: General Consumer Price Index and Its<br>Components for the Amhara Regional State.....                  | 24 |
| Table 5b: Consumer Price Index of Total Food and Its<br>Components for the Amhara Regional State.....            | 25 |
| Table 6a: General Consumer Price Index and Its<br>Components for the Benishangul-Gumuz Regional State.....       | 26 |
| Table 6b: Consumer Price Index of Total Food and Its<br>Components for the Benishangul-Gumuz Regional State..... | 27 |
| Table 7a: General Consumer Price Index and Its<br>Components for the Dire Dawa Administrative Council.....       | 28 |
| Table 7b: Consumer Price Index of Total Food and Its<br>Components for the Dire Dawa Administrative Council..... | 29 |
| Table 8a: General Consumer Price Index and Its<br>Components for the Gambela Peoples Regional State.....         | 30 |
| Table 8b: Consumer Price Index of Total Food and Its<br>Components for the Gambela Peoples Regional State.....   | 31 |
| Table 9a: General Consumer Price Index and Its<br>Components for the Harari Peoples Regional State.....          | 32 |
| Table 9b: Consumer Price Index of Total Food and Its<br>Components for the Harari Peoples Regional State.....    | 33 |
| Table 10a: General Consumer Price Index and Its<br>Components for the Oromia Regional State.....                 | 34 |
| Table 10b: Consumer Price Index of Total Food and Its<br>Components for the Oromia Regional State.....           | 35 |
| Table 11a: General Consumer Price Index and Its<br>Components for the SNNP Regional State.....                   | 36 |
| Table 11b: Consumer Price Index of Total Food and Its<br>Components for the SNNP Regional State.....             | 37 |
| Table 12a: General Consumer Price Index and Its<br>Components for the Somali Regional State.....                 | 38 |
| Table 12b: Consumer Price Index of Total Food and Its<br>Components for the Somali Regional State.....           | 39 |
| Table 13a: General Consumer Price Index and Its<br>Components for the Tigray Regional State.....                 | 40 |
| Table 13b: Consumer Price Index of Total Food and Its<br>Components for the Tigray Regional State.....           | 41 |

**መግቢያ**

የሽማግሌት ዋጋ መመዘኛ ኢንዱክሽን ማለት ሽማግሌት ለተወሰኑ ዕቃዎችና አገልግሎቶች የክፍሉትን አማካይ የዋጋ ለውጥ ለመለካት የሚያገለግል ጠቋሚ አህዝ ነው። የዋጋ መመዘኛ ኢንዱክሽን አብዛኛውን ጊዜ መሠረት የሚያደርገው የቤተሰብ ገቢ፣ ፍጆ ና ወጪ ጥናት ወጤት በሆነው ቤተሰቦች በዕቃዎችና ግልጋሎቶች ለይ ባወጡት የመቶኛ ድርሻ መጠንና የወቅቱ የገበያ ዋጋ ላይ ነው። በዚህ ሪፖርት ወስጥ የተካተቱት 12 ኢንዱክሶች (የ11 ክልሎችና የአገር አቀፍ) መሠረት ያደረጉት የማዕከላዊ ስ ስ ክስ ኤጀንሲ በ2003 በጀት ዓመት በመላ አገሪቱ በናሙና በተመረጡ 0 ዎች ያካሄደውን የቤተሰብ ገቢ፣ ፍጆ ና ወጪ ጥናት ወጤት ነው።

ይህ ህሳስ ወር 2004 ዓ.ምን መሠረት ያደረገው ( ህሳስ 2004=100) የሽማግሌት ዋጋ መመዘኛ ኢንዱክሽን በክልል ደረጃ ሲዘጋጅ በዓይነቱ ለሦስተኛ ጊዜ የተዘጋጀ ሲሆን በ ህሣሥ 1999 ዓ.ም. መሠረት ያደረገውን የሽማግሌት መመዘኛ ኢንዱክሽን የሚተካ ነው። በአገር አቀፍ ደረጃ ከ1988 ጀምሮና በአዲስ አበባ ከተማ ደረጃ ደግሞ ከ1955 ዓ.ም ጀምሮ በየወሩ ተመሳሳይ ኢንዱክሶች የተዘጋጁ ለተጠቃሚዎች ሲሰራጩ መቆየ ችወ ይ ወቃል። ነዚህ 12 የዋጋ መመዘኛ ንድግሶች በአገሪቱ የሚገኙ 11 ክልሎችና የአገር አቀፍን ሪፖርት ጨምሮ የሚሸፍነው የዕቃዎችና የአገልግሎቶችን ክምችት በያዙ ሁለት ዋና ክፍሎች የተከፈሉ ናቸው። ነሱም፡- የምግብና ምግብ ነክ ያልሆኑ መመዘኛ ኢንዱክሶች ሲሆን ምግብ ነክ ያልሆኑ መመዘኛ ኢንዱክሽን ንደገና በ11 ንዑስ ክፍሎች ይከፈላል። ነዚህም መጠጥ፣ ሲጃራና ትምባሆ፣ ልብስና መጫሚያ፣ የቤት ኪራይ፣ የቤት መሥሪያ ዕቃዎች፣ ወሃና ኢነርጂ፣ የቤት ዕቃዎች፣ የቤት ማስገጫዎች፣ የቤት ቁሳቁስና የቤት ሠራተኛ ደመወዝ፣ ሕክምና፣ ትራንስፖርት፣ መገናኛ፣ መዝናኛና ባህል፣ ትምህርት፣ ሬስቶራንትና ሆተሎች ንዲሁም ሌሎች ዕቃዎችና አገልግሎቶች ሲሆኑ የሁሉም ክፍሎች አጠቃላይ ወጤት የሚሆነው ደግሞ የጠቅላላ ዋጋዎች መመዘኛ ንድግስ ነው።

በሁሉም ክልሎች የጠቅላላ ዋጋ መመዘኛ ኢንዱክሶች ስሌት አብዛኛውን የመቶኛ ወጪ ድርሻ የሚይዘው የምግብና አልኮል ያልሆኑ መጠጦች መመዘኛ ኢንዱክሽን ሲሆን በሁሉም የምግብ ዋጋ መመዘኛ ኢንዱክሶች ዋና ዋና ክፍሎች ዳቦና ህል፣ ሥጋ፣ ወተት፣ አይብና ዕንቁላል፣ ዘይትና ቅባቶች፣ ፍራፍሬ፣ አትክልትና ጥራጥሬ፣ ስኳር ማርና ቸኮሌት፣ ሌሎች ምግቦችና አልኮል ያልሆኑ መጠጦች ናቸው።

ለዋጋ ኢንዱክሶቹ የተመረጡት ዕቃዎችና አገልግሎቶች የዋጋ መረጃ የሚሰበሰበው በየዙነ/ በየልዩ ወረዳ በናሙና በተመረጡ ወካይ ከተሞች ወስጥ ባሉ የገበያ 0 ዎች ነው። በመሆኑም ከ ያንዳንዱ ዞን ሁለት ከተሞች (የገበያ 0 ዎች) የተመረጡ ሲሆን ንደዚሁም በ ያንዳንዱ ልዩ ወረዳ አንድ ከተማ (የገበያ 0 ) በጥናቱ ንዲካተት ተደርጓል።

በ ነዚህ ከተሞች ወስጥ ተመድበው ለሚሰሩ መረጃ ሰብሳቢዎች በየበጀት ዓመቱ

መጨረሻ በመረጃ አሰባሰብ ዘዴው ላይ ስልጠና የሚሰጥ ሲሆን ለአሰባሰቡ የሚረዱ የመስክ መገልገያ መሣሪያዎች (ሚዛን፣ ሜተር ... ወዘተ) ይሰጣቸዋል። ነዚህ መሣሪያዎችን በመጠቀም በየወሩ የዋጋ መረጃዎችን ከነጋዴዎች ይሰበስባሉ። አንዳንድ ጊዜም አንድ በላተኛ ወይም ገዢ ከነጋዴ ሲገዛ ቢገኝና ለሥራው ተባባሪነቱን ካሳየ መረጃው ከርሱም ይሰበስባል። የችርቻሮ ዋጋ መረጃ የሚሰበስበው ንደ አወሮፓውያን ዘመን አቆጣጠር ወሩ በገባ ከ1ኛው ቀን አንስቶ አስከ 15ኛው ቀን ነው። የክልል ኢንዱስትሪን ለማስላት ለኢንዱስትሪ ለተመረጡት ዕቃዎችና አገልግሎቶች አማካይ የችርቻሮ ዋጋቸውን የጂኦሜትሪክ ሚን ዘዴ ጥቅም ላይ ውሎአል። የኢንዱስትሪ ሪፖርቱም በየወሩ ለተጠቃሚዎች በዚህ መልክ ይቀርባል።

የአገር አቀፍ የችርቻሮ ዋጋ መመዘኛ ኢንዱስትሪ የሚሰላው ያንዳንዱ ክልል ለአገር አቀፍ የቤተሰብ ወጪ ያለውን የመቶኛ ድርሻ መሠረት በማድረግ ነው። በመሆኑም ለአገር አቀፍ ኢንዱስትሪ ስሌት ከ94 በመቶ በላይ አስተዋጽኦ የሚያደርጉ ክልሎች በቅደም ተከተል ኦሮሚያ፣ አማራ፣ የደቡብ ብሔር ብሔረሰቦችና ሕዝቦች፣ አዲስ አበባና ትግራይ ሲሆኑ የተቀሩት ክልሎች በየወሩ ለሚ የወ. አገር አቀፍ የችርቻሮ ዋጋ መመዘኛ ኢንዱስትሪ ስሌት የሚኖራቸው አስተዋጽኦ ከስድስት በመቶ የማይበልጥ ነው።

ለችርቻሮ ዋጋ ጥናት በአጠቃላይ 119 የገበያ ቦ ዎች የተመረጡ ሲሆን በ ያንዳንዱ ክልል የተመረጡ የናሙና ገበያዎች ብዛትና በየኢንዱስትሪዎቻቸው ማዕቀፍ የተካተቱ ዕቃዎች/አገልግሎቶች ብዛት ከዚህ በ ች ቀርቦአል።

ሠንጠረዥ ሀ: በጥናቱ የተሸፈኑ ገበያዎችና በኢንዱስትሪ ማዕቀፍ የተካተቱ ዕቃዎች/ አገልግሎቶች ብዛት በክልል

**Table A: Number of Markets Covered and Basket of Commodities by Region**

| ተራ ቁጥር | ክልል | የገበያ ቦ ዎች ብዛት | በኢንዱስትሪ የተካተቱ ዕቃዎች/ አገልግሎቶች ብዛት | Region |
|--------|-----|---------------|---------------------------------|--------|
|        |     |               |                                 |        |

## **የሚያዝያ ወር 2006 ዓ.ም. የዋጋ ግሽበት ሁኔ**

### **ሀ) የ12 ወራት ተንከባላይ አማካይ አገራዊ የዋጋ ግሽበት**

ከሠንጠረዥ #ሐ; መረዳት ንደሚቻለው በሚያዝያ ወር 2006 ዓ.ም. የተመዘገበው የ12 ወራት ተንከባላይ አማካይ አገራዊ አጠቃላይ የዋጋ ግሽበት ካለፈው ዓመት ተመሳሳይ ወቅት ጋር ሲነጻጸር 07.8 በመቶ ጭማሪ አሳይቶአል። በሚያዝያ ወር 2006 ዓ.ም. አገራዊ የ12 ወራት ተንከባላይ አማካይ የምግብ የዋጋ ግሽበት 05.4 ከመቶ ዕድገት አሳይቶአል። የ12 ወራት ተንከባላይ አማካይ አገራዊ ምግብ ነክ ያልሆኑ የዋጋ ግሽበትም 010.6 ከመቶ ጭማሪ አሳይቶአል። የ12 ወራት ተንከባላይ አማካይ የዋጋ ግሽበት ረዘም ያለ ጊዜ የዋጋ ግሽበት ሁኔ የሚያሳይ ነው።

### **ለ) የዋጋ ግሽበት ሁኔ ካለፈው ዓመት ተመሳሳይ ወር ጋር በማነፃፀር**

የዋጋ ግሽበት ሁኔ ካለፈው ዓመት ተመሳሳይ ወር ጋር በማነፃፀር የሚገኘው ውጤት ወቅ ዊ የዋጋ ግሽበት ሁኔ ን ይገልጻል። ሠንጠረዥ (መ) የሚያሳየው የዋጋ ግሽበት ሁኔ ካለፈው ዓመት ተመሳሳይ ወር ጋር በማነፃፀር ነው። ከሠንጠረዥ መረዳት ንደሚቻለው የሚያዝያ ወር 2006 ዓ.ም አጠቃላይ የዋጋ ግሽበት ካለፈው ዓመት በሚያዝያ ወር 2005 ዓ.ም ጋር ሲነጻጸር 09.1 ከመቶ ከፍ ብሎአል። ለዚህ ጭማሪ ምክንያቱ በሚያዝያ ወር 2006 ዓ.ም የተመዘገበው አጠቃላይ የዋጋ መመዘኛ ኢንዱክስ 128.2 ከመቶ በሚያዝያ ወር 2005 ከተመዘገበው 117.5 ከመቶ አጠቃላይ የዋጋ መመዘኛ ኢንዱክስ በልጦ በመገኘቱ ነው። የምግብ ዋጋ ግሽበት የሚያዝያ ወር 2006 ዓ.ም ካለፈው ዓመት የሚያዝያ ወር 2005 ዓ.ም ጋር ሲነጻጸር 08.0 ከመቶ ጭማሪ አሳይቶአል። ለዚህ ጭማሪ ምክንያቱ በሚያዝያ ወር 2006 ዓ.ም የተመዘገበው የምግብ ዋጋ መመዘኛ ኢንዱክስ 125.8 ከመቶ በሚያዝያ ወር 2005 ዓ.ም ከተመዘገበው 116.4 ከመቶ የምግብ ዋጋ መመዘኛ ኢንዱክስ በልጦ በመገኘቱ ነው። ካለፈው ዓመት ተመሳሳይ ወቅት ጋር ሲነጻፀር **የዳቦና ህል ዋጋ ግሽበት 02.5** ከመቶ ጭማሪ በማሳየቱ ለምግብና ለአጠቃላይ ዋጋ ግሽበት መጨመር ዋናው ምክንያት ሆኖአል። በተጨማሪም በሚያዝያ ወር 2006 ዓ.ም ከምግብ



**የዘንድሮውና የአምናው ተመሳሳይ ወሮች የችርቻሮ ዋጋ መመዘኛ ጠቋሚ አሀዝ  
ንፅፅር በአገር አቀፍ ደረጃ**

**Comparison of CPI Movements, Current vs Last year's Similar Months at Country Level**

ከሠንጠረዥ 1(ሀ) መረዳት ንደሚቻለው የሚያዝያ ወር 2006 ዓ.ም የአገር አቀፍ ጠቅላላ የችርቻሮ ዋጋ ኢንዱክስ ከሚያዝያ ወር 2005 ዓ.ም ጠቅላላ ኢንዱክስ ጋር ሲነፃፀር በ9.1 ከመቶ ጭማሪ አሳይቶአል። ለዚህ ጭማሪ ምክንያት የሆኑት ምግብና አልኮል ያልሆኑ መጠጦች 8.0 ከመቶ፣ መጠጥ፣ ሲጃራና ትምባሆ በ16.4 ከመቶ፣ ልብስና መጫሚያ በ10.1 ከመቶ፣ የቤት ኪራይ፣ የቤት መሥሪያ ዕቃዎች፣ ዉሃና ኢነርጂ በ11.8 ከመቶ፣ የቤት ዕቃዎች፣ ቤት ማስገጫዎች፣ የቤት ቁሳቁስና የቤት ሠራተኛ ደመወዝ በ8.6 ከመቶ፣ ህክምና 14.9 ከመቶ፣ ትራንስፖርት በ2.8 ከመቶ፣ መዝናኛና ባህል በ1.2 ከመቶ፣ ሬስቶራንትና ሆተሎች በ11.2 ና ሌሎች ዕቃዎችና አገልግሎቶች 3.5 ከመቶ በየኢንዱስትሪው ላይ ጭማሪ በማሳየ ቸው ነው። መገናኛና ትምህርት ምንም ለውጥ አላሳየም።

The April 2014 Country Level Consumer Price Index has increased by 9.1 percent as compared to April 2013(Table 1(a)). This increase in the General Consumer Price Index is attributed to the rise observed in the indices of Food and Non-alcoholic beverages 8.0 percent, Alcoholic Beverages and Tobacco 16.4 percent, Clothing and Footwear by 10.1 percent, House Rent, Construction Materials, Water and Fuel and Power by 11.8 percent, Furniture, Furnishings, Household Equipment and Operation by 8.6 percent, Health by 14.9 percent, Transport by 2.8 percent, Recreation and Culture 1.2 percent, Restaurant and Hotels 11.2 percent and Miscellaneous Goods by 3.5 percent . On the other hand, No change was observed in the index of Communication and Education.

ሠንጠረዥ 1(ለ) ንደሚያሳየው ካለፈው ዓመት ተመሳሳይ ወር ጋር ሲነፃፀር አብዛኛዎቹ የምግብ ክፍሎች ጭማሪ አሳይተዋል። በተለይም ዳቦና ህል በ2.5 ከመቶ፣ ሥጋ በ12.0 ከመቶ፣ ወተት፣ አይብና ዕንቁላል በ5.8 ከመቶ፣ ዘይትና ቅባቶች በ5.8 ከመቶ፣ ፍራፍሬ በ1.6 ከመቶ፣ አትክልት፣ ጥራጥሬ፣ ድንችና ሌሎች ስራ ስሮች በ14.1 ከመቶ ስኬር ማርና ጅኮሌት በ0.4 ከመቶ፣ ሌሎች ምግቦች በ7.6 ከመቶ ና አልኮል ያልሆኑ መጠጦችና ቡና በ16.6 ከመቶ ዕድገት በየኢንዱስትሪው ላይ አሳይተዋል።

Most of the components of Food index showed increase as compared to similar month last year (Table 1(b)). Specially, Bread and Cereals (2.5 percent), Meat (12.0 percent), Milk, Cheese and Eggs (5.8 percent), oils and Fats by (5.8 percent), Fruits (1.6 percent), Vegetables and Pulses, potatoes and Tubers by (14.1 percent), Sugar, Jam, Honey, and chocolate (0.4 percent), Other Food Products n.e.c (7.6 percent) and Non-Alcoholic beverages and Coffee by (16.6 percent).

**የዘንድሮውና የአምናው ተመሳሳይ ወሮች  
የችርቻሮ ዋጋ መመዘኛ ጠቋሚ አሀዝ ንፅፅር በአገር አቀፍና በክልሎች ደረጃ**  
Comparison of CPI Movements, Current vs Last year at Country and  
Regional Levels

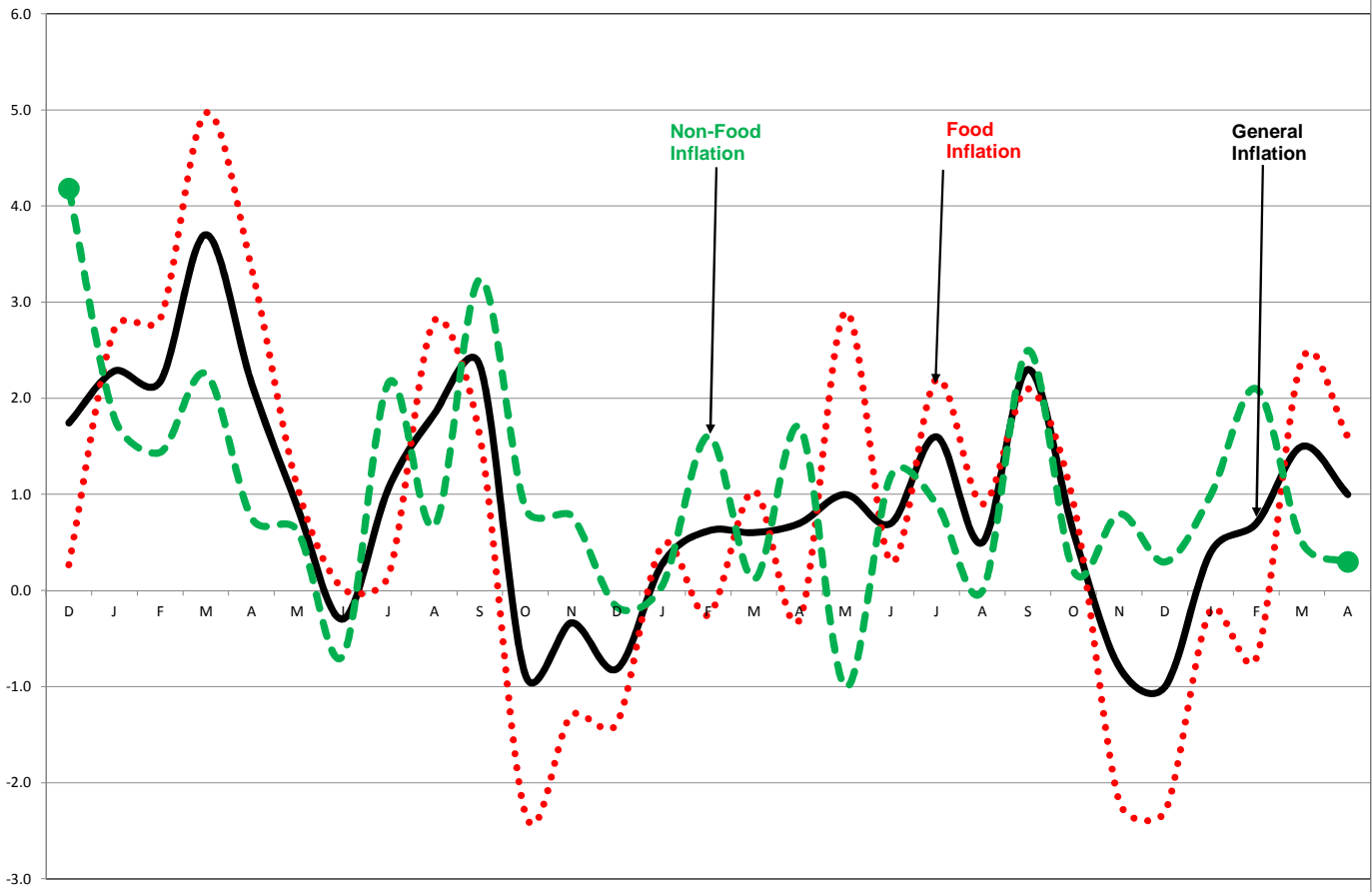
አሁንጠረዥ 2(ሀ) መረዳት ንደሚቻለው የሚያዝያ ወር 2006 ዓ.ም የአገር አቀፍ ጠቅላላ የችርቻሮ ዋጋ መመዘኛ ኢንዱክስ ከ ሚያዝያ ወር 2005 ዓ.ም ጠቅላላ ኢንዱክስ ጋር ሲነፃፀር በ9.1 ከመቶ ጭማሪ አሳይቶአል። ለዚህ ጭማሪ አስተዋጽኦ ያደረጉት አዲስ አበባ 9.1 ከመቶ፣ አፋር 4.0 ከመቶ፣ አማራ 7.3 ከመቶ፣ ቤኔሻንጉል ጉሙዝ በ12.7 ከመቶ፣ ድሬዳዋ 23.4 ከመቶ፣ ጋምቤላ 9.1 ከመቶ፣ ሐረሪ 15.1 ከመቶ፣ ኦሮሚያ 8.4 ከመቶ፣ ደቡብ ብሄሮች ብሄረሰቦችና ሕዝቦች 12.5 ከመቶ፣ ሶማሌ 12.3 ከመቶ ና ትግራይ 5.3 ከመቶ በኢንዱክሶቻቸው ላይ ጭማሪ በማሳየ ችውነው።

Table 2(a) also displays that the April 2014 Country level General Consumer Price Index has increased by 9.1 percent as compared to April 2013. This increase was attributed to the rise in the indices of its constituent regions; namely: Addis Ababa 9.1 percent, Afar 4.0 percent, Amhara 7.3 percent, Benishangul Gumuz 12.7 percent, Dire Dawa 23.4 percent, Gambella 9.1 percent, Harari 15.1 percent, Oromia 8.4 percent, SNNP by 12.5 percent, Somali 12.3 percent and Tigray 5.3 percent

አሁንጠረዥ 2(ለ) ንደሚያሳየው ለምግብ ንደክስ በ8.0 ከመቶ መጨመር ምክንያት የሆኑት አዲስ አበባ በ6.3 ከመቶ፣ አፋር በ7.8 ከመቶ፣ አማራ በ4.5 ከመቶ፣ ቤኔሻንጉል ጉሙዝ በ11.0 ከመቶ፣ በድሬዳዋ በ8.2 ከመቶ፣ ጋምቤላ በ9.0 ከመቶ፣ ሐረሪ በ10.3 ከመቶ፣ ኦሮሚያ 8.8 ከመቶ ደቡብ ብሄሮች፣ ብሄረሰቦችና ሕዝቦች በ11.2 ከመቶ፣ በሶማሌ 4.7 ከመቶና ትግራይ በ4.0 ከመቶ በምግብ ኢንዱክሶቻቸው ላይ ጭማሪ አሳይተዋል።

Table 2(b) reveals the rise in the food index by 8.0 percent is due to the rise in the indices of the regions namely: Addis Ababa 6.3 percent, Afar 7.8 percent, Amhara 4.5 percent, Benishangul Gumuz 11.0 percent, Dire Dawa 8.2 percent, Gambella 9.0 percent, Harari 10.3 percent, Oromia 8.8 percent, SNNP 11.2 percent, Somali 4.7 percent and Tigray 4.0 percent.

Inflation:Geneal, Food & Non-Food  
Compared to last month



ታህሳስ 2004 = 100

Table 1a: General Consumer Price Index and Its Components at Country Level  
December 2011 = 100

| ወርና ዓመት            | ጠቅላላ ኢንዱስትሪ | ምግብና አልኮሎል ያልሆኑ መጠጦች | ምግብ ነክ ያልሆኑ ኢንዱስትሪ | Non-food Consumer Price Index Components |                       |  |   |        |           |               |                        |           |                        |                                 | Month an Year         |
|--------------------|-------------|----------------------|--------------------|--|-----------------------|--|---|--------|-----------|---------------|------------------------|-----------|------------------------|---------------------------------|-----------------------|
|                    |             |                      |                    | መጠጥ ሲጃራና ትምባሆ                            | ልሳሽና መጫያ              | የቤት ኪራይ፣ የቤት መሥሪያ ስቃዎች፣ጤሃት ሃይድሮሃይል               | የቤት ስቃዎች የቤት ቁሳቁስና የቤተ ሠራተኛ ደመወዝ                                      | ሕክምና   | ትራንስፖርት   | መገናኛ          | መዝናኛና ባህል              | ትምህርት     | ሬስቶራንትና ሆቴሎች           | ሌሎች ስቃዎች አገገሎቶች                 |                       |
|                    |             |                      |                    | Alcoholic Beverages and Tobacco          | Clothing and Footwear | Housing, Water, Electricity, Gas and Other Fuels | Furnishings, Household Equipment and Routine Maintenance of the House | Health | Transport | Communication | Recreation and Culture | Education | Restaurants and Hotels | Misellaneous Goods and services |                       |
| ታህሳስ 2004          | 100.0       | 100.0                | 100.0              | 100.0                                    | 100.0                 | 100.0  | 100.0   | 100.0  | 100.0     | 100.0         | 100.0                  | 100.0     | 100.0                  | 100.0                           | December 2011         |
| ሐምሌ 2004 - ሰኔ 2005 | 116.3       | 117.6                | 114.8              | 109.8                                    | 115.7                 | 117.4  | 117.0   | 121.6  | 100.1     | 100.0         | 111.2                  | 103.0     | 120.3                  | 112.0                           | July 2012 - June 2013 |
| 2005               |             |                      |                    |  |                       |  |   |        |           |               |                        |           |                        |                                 | 2012/2013             |
| ሐምሌ 2004           | 112.6       | 116.0                | 108.7              | 104.3                                    | 111.5                 | 109.6  | 110.4   | 104.5  | 100.7     | 100.0         | 105.0                  | 101.4     | 112.7                  | 107.7                           | July 2012             |
| ክሐሴ 2004           | 114.6       | 119.3                | 109.4              | 101.3                                    | 111.4                 | 111.8  | 110.7   | 104.6  | 100.8     | 100.0         | 106.5                  | 101.4     | 114.2                  | 108.1                           | August "              |
| መስከረም 2005         | 117.3       | 121.2                | 112.9              | 106.1                                    | 114.6                 | 118.0  | 111.5   | 106.9  | 100.5     | 100.1         | 108.5                  | 102.8     | 116.4                  | 109.0                           | September "           |
| ጥቅምት 2005          | 116.3       | 118.4                | 113.9              | 108.1                                    | 112.3                 | 117.4  | 115.6   | 122.2  | 102.4     | 100.1         | 111.1                  | 102.2     | 119.0                  | 110.1                           | October "             |
| ሕዳር 2005           | 115.9       | 116.9                | 114.9              | 107.9                                    | 113.9                 | 119.2  | 117.1   | 124.1  | 101.7     | 100.1         | 111.4                  | 102.3     | 118.4                  | 110.5                           | November "            |
| ታህሳስ 2005          | 115.0       | 115.2                | 114.7              | 110.4                                    | 114.0                 | 117.0  | 117.2   | 128.1  | 102.4     | 100.1         | 111.0                  | 101.2     | 119.6                  | 110.9                           | December "            |
| ጥር 2005            | 115.3       | 115.8                | 114.7              | 110.4                                    | 114.9                 | 117.5  | 115.7   | 127.7  | 99.0      | 100.1         | 111.8                  | 102.6     | 119.7                  | 113.1                           | January 2013          |
| የካቲት 2005          | 116.0       | 115.5                | 116.6              | 113.3                                    | 117.1                 | 118.9  | 118.8   | 124.3  | 99.0      | 100.1         | 113.3                  | 102.6     | 123.0                  | 114.2                           | February "            |
| መጋቢት 2005          | 116.7       | 116.7                | 116.8              | 116.1                                    | 118.1                 | 117.4  | 120.6   | 126.3  | 99.3      | 100.0         | 113.0                  | 104.8     | 123.1                  | 114.1                           | March "               |
| ሚያዝያ 2005          | 117.5       | 116.4                | 118.7              | 113.0                                    | 119.5                 | 121.9  | 122.7   | 127.7  | 99.7      | 100.0         | 114.4                  | 105.0     | 124.7                  | 114.8                           | April "               |
| ግንቦት 2005          | 118.7       | 119.7                | 117.6              | 112.0                                    | 119.4                 | 119.4  | 121.1   | 130.9  | 97.6      | 100.0         | 114.1                  | 105.0     | 125.7                  | 114.5                           | May "                 |
| ሰኔ 2005            | 119.6       | 120.1                | 119.0              | 114.3                                    | 121.2                 | 120.2  | 123.1   | 131.5  | 98.4      | 100.0         | 114.9                  | 105.0     | 127.6                  | 116.5                           | June "                |
| 2006               |             |                      |                    |  |                       |  |   |        |           |               |                        |           |                        |                                 | 2013/2014             |
| ሐምሌ 2005           | 122.0       | 122.8                | 121.2              | 114.1                                    | 123.3                 | 125.0  | 125.0   | 124.3  | 98.0      | 100.0         | 116.9                  | 105.0     | 128.0                  | 118.2                           | July 2013             |
| ክሐሴ 2005           | 122.6       | 123.9                | 121.2              | 114.3                                    | 123.3                 | 124.8  | 123.5   | 124.2  | 98.4      | 100.0         | 119.2                  | 105.0     | 130.8                  | 116.6                           | August "              |
| መስከረም 2006         | 125.4       | 126.4                | 124.2              | 116.7                                    | 126.7                 | 128.7  | 124.2   | 134.8  | 97.9      | 100.0         | 118.7                  | 105.0     | 135.6                  | 118.3                           | September "           |
| ጥቅምት 2006          | 126.1       | 127.6                | 124.4              | 120.2                                    | 126.8                 | 127.6  | 125.7   | 136.5  | 100.5     | 100.0         | 120.9                  | 105.0     | 134.0                  | 118.9                           | October "             |
| ዳር 2006            | 125.2       | 124.8                | 125.6              | 123.8                                    | 128.2                 | 128.5  | 126.8   | 137.8  | 99.6      | 100.0         | 121.4                  | 105.0     | 135.1                  | 119.0                           | November "            |
| ታህሳስ 2006          | 123.8       | 121.9                | 125.9              | 124.8                                    | 128.2                 | 128.3  | 127.3   | 139.8  | 101.4     | 100.0         | 123.3                  | 105.0     | 135.6                  | 119.2                           | December "            |
| ጥር 2006            | 124.3       | 121.7                | 127.2              | 126.3                                    | 130.2                 | 130.1  | 129.0   | 140.4  | 101.4     | 100.0         | 122.8                  | 105.0     | 135.9                  | 119.1                           | December "            |
| የካቲት 2006          | 125.1       | 120.9                | 129.9              | 131.3                                    | 130.5                 | 135.0  | 132.0   | 141.4  | 102.6     | 100.0         | 122.9                  | 105.0     | 135.9                  | 118.9                           | February "            |
| መጋቢት 2006          | 127.0       | 123.8                | 130.6              | 135.4                                    | 130.9                 | 136.0  | 131.1   | 145.1  | 102.2     | 100.0         | 114.3                  | 105.0     | 136.6                  | 119.7                           | March "               |
| ሚያዝያ 2006          | 128.2       | 125.8                | 130.9              | 131.4                                    | 131.6                 | 136.2  | 133.2   | 146.8  | 102.5     | 100.0         | 115.8                  | 105.0     | 138.7                  | 118.8                           | April "               |
|                    | 9.1         | 8.0                  | 10.3               | 16.4                                     | 10.1                  | 11.8   | 8.6   | 14.9   | 2.8       | 0.0           | 1.2                    | 0.0       | 11.2                   | 3.5                             |                       |

ሠንጠረዥ 2ሀ፡- ጠቅላላ የ ሽግግሮች ዋጋ መመዘኛ ኢንዱስትሪ ማጠቃለያ በአገር አቀፍ እና በክልሎች ደረጃ

ታህሳስ 2004 = 100

Table 2a: Summary of General Consumer Price Indices at Country and Regional Levels  
December 2011=100

| ወርና ዓመት            | Reporting Level |       |       |        |         |        |         |        |        |       |         |        | Month and Year        |
|--------------------|-----------------|-------|-------|--------|---------|--------|---------|--------|--------|-------|---------|--------|-----------------------|
|                    | Eth.            | A.A.  | Afar  | Amhara | B.Gumuz | D.Dawa | Gambela | Harari | Oromia | SNNP  | Somalia | Tigray |                       |
| ታህሳስ 2004          | 100.0           | 100.0 | 100.0 | 100.0  | 100.0   | 100.0  | 100.0   | 100.0  | 100.0  | 100.0 | 100.0   | 100.0  | December 2011         |
| ሐምሌ 2004 - ሰኔ 2005 | 116.3           | 114.4 | 121.2 | 116.8  | 113.2   | 113.3  | 114.9   | 111.0  | 114.4  | 120.6 | 116.5   | 120.8  | July 2012 - June 2013 |
| 2005               |                 |       |       |        |         |        |         |        |        |       |         |        | 2012/2013             |
| ሐምሌ 2004           | 112.6           | 110.5 | 111.7 | 111.7  | 111.6   | 106.8  | 114.0   | 109.7  | 112.1  | 114.4 | 110.2   | 115.4  | July 2012             |
| ነሐሴ 2004           | 114.6           | 112.8 | 117.1 | 114.5  | 114.3   | 109.9  | 118.1   | 108.5  | 113.5  | 115.9 | 111.5   | 118.8  | August "              |
| መስከረም 2005         | 117.3           | 113.9 | 118.9 | 116.0  | 114.7   | 111.3  | 114.5   | 108.8  | 116.3  | 121.0 | 110.8   | 122.0  | September "           |
| ጥቅምት 2005          | 116.3           | 113.7 | 120.8 | 116.3  | 115.8   | 114.5  | 112.3   | 111.2  | 114.5  | 120.7 | 118.0   | 120.0  | October "             |
| ሕዳር 2005           | 115.9           | 113.9 | 121.9 | 116.8  | 111.7   | 111.2  | 113.7   | 111.1  | 113.6  | 120.6 | 117.3   | 120.7  | November "            |
| ታህሳስ 2005          | 115.0           | 113.8 | 119.7 | 115.4  | 113.7   | 115.4  | 113.3   | 110.4  | 113.1  | 120.2 | 117.1   | 117.9  | December "            |
| ጥር 2005            | 115.3           | 114.6 | 120.4 | 116.0  | 112.6   | 116.1  | 112.6   | 112.6  | 113.7  | 120.0 | 116.9   | 116.9  | January 2013          |
| የካቲት 2005          | 116.0           | 114.0 | 120.3 | 116.9  | 113.4   | 114.3  | 112.8   | 112.8  | 114.3  | 121.4 | 115.3   | 119.1  | February "            |
| መጋቢት 2005          | 116.7           | 114.6 | 122.2 | 117.9  | 111.6   | 114.7  | 113.8   | 114.4  | 114.6  | 122.2 | 118.0   | 122.5  | March "               |
| ሚያዝያ 2005          | 117.5           | 115.2 | 125.4 | 119.6  | 110.1   | 111.2  | 117.5   | 108.3  | 115.9  | 120.9 | 120.8   | 123.3  | April "               |
| ግንቦት 2005          | 118.7           | 117.6 | 127.0 | 119.8  | 113.3   | 115.9  | 116.5   | 111.3  | 115.6  | 124.0 | 120.7   | 124.8  | May "                 |
| ሰኔ 2005            | 119.6           | 118.0 | 128.7 | 120.7  | 116.0   | 118.2  | 119.4   | 112.9  | 116.2  | 125.7 | 120.9   | 128.4  | June "                |
| 2006               |                 |       |       |        |         |        |         |        |        |       |         |        | 2013/2014             |
| ሐምሌ 2005           | 122.0           | 119.9 | 133.4 | 121.7  | 118.5   | 121.5  | 121.7   | 118.5  | 118.9  | 128.2 | 122.8   | 132.0  | July 2013             |
| ነሐሴ 2005           | 122.6           | 120.7 | 135.7 | 122.9  | 117.4   | 123.1  | 121.3   | 119.3  | 119.9  | 128.3 | 119.8   | 132.5  | August "              |
| መስከረም 2006         | 125.4           | 124.7 | 139.1 | 125.4  | 123.7   | 127.2  | 125.7   | 117.7  | 122.9  | 130.6 | 124.4   | 132.9  | September "           |
| ጥቅምት 2006          | 126.1           | 124.0 | 142.0 | 126.4  | 126.6   | 133.5  | 126.3   | 125.3  | 123.8  | 131.4 | 126.7   | 133.0  | October "             |
| ዳር 2006            | 125.2           | 123.1 | 136.7 | 125.5  | 126.2   | 135.4  | 125.2   | 117.9  | 123.2  | 131.0 | 128.3   | 131.7  | November "            |
| ታህሳስ 2006          | 123.8           | 122.7 | 132.9 | 124.6  | 125.9   | 135.3  | 122.3   | 120.0  | 121.1  | 130.3 | 130.3   | 129.1  | December "            |
| ጥር 2006            | 124.3           | 123.3 | 132.7 | 125.0  | 124.4   | 136.0  | 124.5   | 124.1  | 121.0  | 132.2 | 130.8   | 128.8  | January 2014          |
| የካቲት 2006          | 125.1           | 124.5 | 135.8 | 126.2  | 122.5   | 133.0  | 123.1   | 126.0  | 122.8  | 132.3 | 132.4   | 130.9  | February "            |
| መጋቢት 2006          | 127.0           | 125.2 | 133.2 | 127.4  | 123.2   | 136.5  | 126.4   | 128.5  | 125.2  | 134.3 | 135.7   | 130.5  | March "               |
| ሚያዝያ 2006          | 128.2           | 125.7 | 130.4 | 128.4  | 124.0   | 137.1  | 128.2   | 124.6  | 125.6  | 136.0 | 135.7   | 129.9  | April "               |
|                    | 9.1             | 9.1   | 4.0   | 7.3    | 12.7    | 23.4   | 9.1     | 15.1   | 8.4    | 12.5  | 12.3    | 5.3    |                       |

ታህሳስ 2004 = 100

Table 3a: General Consumer Price Index and Its Components for Addis Ababa City Administration  
December 2011 = 100

| ወርና ዓመት            | ጠቅላላ ኢንዱስትሪ   | ምግብና አልኮሎል ያልሆኑ መጠጦች             | ምግብ ነክ ያልሆኑ ኢንዱስትሪ | Non-food Consumer Price Index Components |                       |  |   |        |           |               |                        |           |                        |                                 | ወርና ዓመት               |
|--------------------|---------------|----------------------------------|--------------------|--|-----------------------|--|---|--------|-----------|---------------|------------------------|-----------|------------------------|---------------------------------|-----------------------|
|                    |               |                                  |                    | መጠጥ ሲጃራና ትምብሆ                            | ልሳሳና መጫያ              | የቤት ቢራይና የቤት መሥሪያ ስቃዎች፣ጭሃ፣ ሃዳጅናሃይል               | የቤት ስቃዎች የቤት ግብዓቶች የቤት ቁሳቁስና የቤተ ሠራተኞች ደመወዝ                           | ሕክምና   | ትራንስፖርት   | መገናኛ          | መዝናኛና ባህል              | ትምህርት     | ሬስቶራንትና ሆቴሎች           | ጭቃ ስቃዎች አገግሎቶች                  |                       |
| Month an Year      | General Index | Food and Non-Alcoholic Beverages | Non-Food Index     | Alcoholic Beverages and Tobacco          | Clothing and Footwear | Housing, Water, Electricity, Gas and Other Fuels | Furnishings, Household Equipment and Routine Maintenance of the House | Health | Transport | Communication | Recreation and Culture | Education | Restaurants and Hotels | Misellaneous Goods and services | Month an Year         |
| ታህሳስ 2004          | 100.0         | 100.0                            | 100.0              | 100.0                                    | 100.0                 | 100.0  | 100.0   | 100.0  | 100.0     | 100.0         | 100.0                  | 100.0     | 100.0                  | 100.0                           | December 2011         |
| ሐምሌ 2004 - ሰኔ 2005 | 114.4         | 119.3                            | 111.1              | 111.4                                    | 119.4                 | 116.3  | 111.2   | 113.2  | 99.1      | 100.0         | 107.9                  | 107.3     | 110.0                  | 115.9                           | July 2012 - June 2013 |
| 2005               |               |                                  |                    |  |                       |  |   |        |           |               |                        |           |                        |                                 | 2012/2013             |
| ሐምሌ 2004           | 110.5         | 117.9                            | 105.5              | 106.4                                    | 110.1                 | 109.9  | 106.6   | 105.6  | 99.2      | 100.0         | 102.5                  | 103.5     | 100.0                  | 108.4                           | July 2012             |
| ክሐሴ 2004           | 112.8         | 121.9                            | 106.8              | 104.8                                    | 111.5                 | 113.1  | 107.1   | 107.4  | 99.2      | 100.0         | 103.2                  | 103.5     | 100.0                  | 109.4                           | August "              |
| መስከረም 2005         | 113.9         | 123.3                            | 107.7              | 104.8                                    | 113.6                 | 113.9  | 107.8   | 107.8  | 99.2      | 100.0         | 105.4                  | 106.9     | 100.0                  | 112.1                           | September "           |
| ጥቅምት 2005          | 113.7         | 120.3                            | 109.3              | 105.5                                    | 118.4                 | 113.9  | 107.7   | 108.6  | 99.2      | 100.0         | 105.5                  | 105.4     | 108.8                  | 113.3                           | October "             |
| ዳር 2005            | 113.9         | 118.4                            | 110.9              | 103.7                                    | 119.5                 | 117.2  | 109.9   | 111.1  | 99.3      | 100.0         | 108.4                  | 105.6     | 109.9                  | 112.6                           | November "            |
| ታህሳስ 2005          | 113.8         | 117.7                            | 111.2              | 109.1                                    | 119.7                 | 117.8  | 109.0   | 109.5  | 99.2      | 100.0         | 107.9                  | 102.9     | 110.9                  | 116.0                           | December "            |
| ጥር 2005            | 114.6         | 118.1                            | 112.2              | 115.8                                    | 120.8                 | 118.3  | 111.0   | 112.5  | 99.2      | 100.0         | 108.2                  | 106.4     | 112.0                  | 117.4                           | January 2013          |
| የካቲት 2005          | 114.0         | 116.2                            | 112.5              | 114.0                                    | 121.7                 | 117.4  | 112.9   | 116.2  | 99.2      | 100.0         | 109.1                  | 106.4     | 113.4                  | 119.5                           | February "            |
| መጋቢት 2005          | 114.6         | 116.0                            | 113.7              | 117.1                                    | 122.7                 | 118.9  | 114.3   | 115.5  | 99.2      | 100.0         | 110.1                  | 111.8     | 114.4                  | 119.8                           | March "               |
| ሚያዝያ 2005          | 115.2         | 117.2                            | 113.8              | 116.9                                    | 123.0                 | 118.4  | 115.8   | 120.5  | 99.1      | 100.0         | 110.3                  | 111.8     | 114.5                  | 120.8                           | April "               |
| ግንቦት 2005          | 117.6         | 122.1                            | 114.6              | 119.6                                    | 125.2                 | 119.7  | 116.4   | 121.3  | 99.0      | 100.0         | 110.9                  | 111.8     | 114.6                  | 120.3                           | May "                 |
| ሰኔ 2005            | 118.0         | 123.1                            | 114.7              | 119.6                                    | 126.8                 | 116.9  | 115.6   | 122.1  | 99.0      | 100.0         | 112.8                  | 111.9     | 120.9                  | 121.7                           | June "                |
| 2006               |               |                                  |                    |  |                       |  |   |        |           |               |                        |           |                        |                                 | 2013/2014             |
| ሐምሌ 2005           | 119.9         | 125.3                            | 116.2              | 120.8                                    | 125.0                 | 122.1  | 118.3   | 107.2  | 99.1      | 100.0         | 113.2                  | 111.9     | 120.6                  | 122.8                           | July 2013             |
| ክሐሴ 2005           | 120.7         | 124.4                            | 118.2              | 123.1                                    | 127.8                 | 121.4  | 117.9   | 117.2  | 99.3      | 100.0         | 113.3                  | 111.9     | 134.4                  | 122.9                           | August "              |
| መስከረም 2006         | 124.7         | 128.3                            | 122.2              | 124.9                                    | 128.3                 | 129.4  | 118.5   | 112.5  | 99.5      | 100.0         | 118.8                  | 111.9     | 143.4                  | 124.4                           | September "           |
| ጥቅምት 2006          | 124.0         | 126.1                            | 122.5              | 127.9                                    | 128.1                 | 128.7  | 120.1   | 114.6  | 102.6     | 100.0         | 122.1                  | 111.9     | 140.5                  | 128.4                           | October "             |
| ዳር 2006            | 123.1         | 123.5                            | 122.8              | 132.2                                    | 130.1                 | 128.9  | 121.1   | 115.5  | 102.6     | 100.0         | 124.3                  | 111.9     | 139.8                  | 125.7                           | November "            |
| ታህሳስ 2006          | 122.7         | 122.0                            | 123.2              | 129.1                                    | 128.3                 | 128.5  | 121.0   | 117.4  | 106.1     | 100.0         | 128.7                  | 111.9     | 141.1                  | 124.7                           | December "            |
| ጥር 2006            | 123.3         | 122.0                            | 124.1              | 124.8                                    | 131.8                 | 129.9  | 123.7   | 117.0  | 105.9     | 100.0         | 128.9                  | 111.9     | 139.9                  | 126.9                           | January 2014          |
| የካቲት 2006          | 124.5         | 121.7                            | 126.4              | 128.4                                    | 132.9                 | 134.4  | 125.4   | 118.8  | 108.9     | 100.0         | 129.2                  | 111.9     | 140.2                  | 127.1                           | February "            |
| መጋቢት 2006          | 125.2         | 123.5                            | 126.3              | 131.4                                    | 134.7                 | 133.8  | 126.4   | 122.4  | 108.9     | 100.0         | 124.9                  | 111.9     | 138.7                  | 126.7                           | March "               |
| ሚያዝያ 2006          | 125.7         | 124.5                            | 126.4              | 132.1                                    | 134.3                 | 132.9  | 127.9   | 122.7  | 108.6     | 100.0         | 129.6                  | 111.9     | 143.3                  | 119.6                           | April "               |

ሠንጠረዥ 4ሀ1 ጠቅላላ የሽግግር ዋጋ መመዘኛ ኢንዱስትሪ ቦሌና የተካተቱ ክፍሎች ለአፋር ክልል መገንባት

ታህሳስ 2004 =100

Table 4a: General Consumer Price Index and Its Components for Afar Regional State

December 2011 = 100

| ወርና ዓመት            | ጠቅላላ ኢንዱስትሪ   | ምግብና አልኮሎል ያልሆኑ መጠጦች             | ምግብ ነክ ያልሆኑ ኢንዱስትሪ | Non-food Consumer Price Index Components |                       |  |   |        |           |               |                        |           |                       |                                | Month an Year         |
|--------------------|---------------|----------------------------------|--------------------|--|-----------------------|--|---|--------|-----------|---------------|------------------------|-----------|-----------------------|--------------------------------|-----------------------|
|                    |               |                                  |                    | መጠጥ ሲጃራና ትምብሆ                            | ልሳክና መጫጫያ             | የቤት ቢራይና የቤት መሥሪያ ስቃዎች፣ውሃ፣ ነጻጅናሃይል               | የቤት ስቃዎች የቤት ግንባታዎች የቤት ቁሳቁስና የቤተ ሠራተኞች ደመወዝ                          | ሕክምና   | ትራንስፖርት   | መገናኛ          | መዝናኛና ባህል              | ትምህርት     | ሬስቶራንትና ሆቴሎች          | ገለጻ ስቃዎች አገግሎቶች                |                       |
| Month an Year      | General Index | Food and Non-Alcoholic Beverages | Non-Food Index     | Alcoholic Beverages and Tobacco          | Clothing and Footwear | Housing, Water, Electricity, Gas and Other Fuels | Furnishings, Household Equipment and Routine Maintenance of the House | Health | Transport | Communication | Recreation and Culture | Education | Rstaurants and Hotels | Misellanous Goods and services | Month an Year         |
| ታህሳስ 2004          | 100.0         | 100.0                            | 100.0              | 100.0                                    | 100.0                 | 100.0  | 100.0   | 100.0  | 100.0     | 100.0         | 100.0                  | 100.0     | 100.0                 | 100.0                          | December 2011         |
| ሐምሌ 2004 - ሰኔ 2005 | 121.2         | 116.4                            | 128.1              | 100.6                                    | 146.6                 | 156.0  | 102.6   | 115.9  | 123.8     | 100.0         | 104.0                  | 0.0       | 124.8                 | 109.5                          | July 2012 - June 2013 |
| 2005               |               |                                  |                    |  |                       |  |   |        |           |               |                        |           |                       | 2012/2013                      |                       |
| ሐምሌ 2004           | 111.7         | 112.3                            | 110.9              | 107.2                                    | 115.6                 | 120.5  | 93.0  | 110.5  | 113.2     | 100.0         | 100.3                  | 0.0       | 113.9                 | 106.5                          | July 2012             |
| ክሐሴ 2004           | 117.1         | 119.3                            | 113.9              | 107.3                                    | 121.2                 | 124.6  | 97.4  | 109.5  | 115.1     | 100.0         | 102.2                  | 0.0       | 115.3                 | 107.7                          | August "              |
| መስከረም 2005         | 118.9         | 122.0                            | 114.5              | 108.3                                    | 112.3                 | 131.0  | 94.0  | 108.8  | 125.8     | 100.0         | 102.1                  | 0.0       | 123.8                 | 107.7                          | September "           |
| ጥቅምት 2005          | 120.8         | 120.7                            | 121.0              | 107.4                                    | 140.4                 | 131.7  | 98.3  | 106.6  | 125.8     | 100.0         | 105.7                  | 0.0       | 125.8                 | 106.9                          | October "             |
| ዳር 2005            | 121.9         | 118.6                            | 126.7              | 106.4                                    | 151.4                 | 142.2  | 102.5   | 115.5  | 125.8     | 100.0         | 106.5                  | 0.0       | 126.4                 | 110.2                          | November "            |
| ታህሳስ 2005          | 119.7         | 114.4                            | 127.2              | 104.1                                    | 151.3                 | 145.6  | 105.7   | 115.6  | 125.8     | 100.0         | 103.8                  | 0.0       | 123.9                 | 108.4                          | December "            |
| ጥር 2005            | 120.4         | 114.0                            | 129.5              | 105.1                                    | 155.7                 | 149.3  | 104.9   | 115.8  | 125.8     | 100.0         | 102.5                  | 0.0       | 127.0                 | 111.5                          | January 2013          |
| የካቲት 2005          | 120.3         | 112.7                            | 131.3              | 105.4                                    | 156.1                 | 157.3  | 103.1   | 118.7  | 125.8     | 100.0         | 104.1                  | 0.0       | 126.4                 | 107.8                          | February "            |
| መጋቢት 2005          | 122.2         | 114.8                            | 132.8              | 84.0                                     | 162.1                 | 171.4  | 105.9   | 117.2  | 125.8     | 100.0         | 106.1                  | 0.0       | 122.7                 | 108.9                          | March "               |
| ግያዝያ 2005          | 125.4         | 117.1                            | 137.3              | 80.9                                     | 165.1                 | 186.0  | 107.3   | 112.5  | 125.8     | 100.0         | 104.3                  | 0.0       | 129.2                 | 110.5                          | April "               |
| ግንቦት 2005          | 127.0         | 113.0                            | 147.1              | 93.7                                     | 165.5                 | 213.0  | 109.5   | 128.2  | 125.8     | 100.0         | 105.4                  | 0.0       | 129.2                 | 111.5                          | May "                 |
| ሰኔ 2005            | 128.7         | 117.8                            | 144.5              | 97.8                                     | 162.3                 | 199.9  | 109.4   | 131.6  | 125.8     | 100.0         | 105.6                  | 0.0       | 133.5                 | 116.2                          | June "                |
| 2006               |               |                                  |                    |  |                       |  |   |        |           |               |                        |           |                       | 2013/2014                      |                       |
| ሐምሌ 2005           | 133.4         | 123.1                            | 148.2              | 104.5                                    | 167.8                 | 199.9  | 114.6   | 143.7  | 144.0     | 100.0         | 103.7                  | 0.0       | 133.8                 | 116.5                          | July 2013             |
| ክሐሴ 2005           | 135.7         | 124.1                            | 152.4              | 106.6                                    | 171.9                 | 210.9  | 114.4   | 143.9  | 144.0     | 100.0         | 111.0                  | 0.0       | 134.6                 | 116.9                          | August "              |
| መስከረም 2006         | 139.1         | 127.1                            | 156.4              | 111.6                                    | 175.2                 | 219.1  | 113.3   | 145.0  | 144.0     | 100.0         | 107.7                  | 0.0       | 140.6                 | 118.4                          | September "           |
| ጥቅምት 2006          | 142.0         | 127.0                            | 163.6              | 130.7                                    | 173.2                 | 237.3  | 111.4   | 148.4  | 144.0     | 100.0         | 115.0                  | 0.0       | 139.5                 | 117.7                          | October "             |
| ዳር 2006            | 136.7         | 125.5                            | 152.8              | 110.7                                    | 172.5                 | 206.8  | 116.0   | 150.7  | 144.0     | 100.0         | 116.8                  | 0.0       | 133.2                 | 122.3                          | November "            |
| ታህሳስ 2006          | 132.9         | 121.5                            | 149.2              | 104.2                                    | 170.0                 | 196.3  | 112.1   | 152.5  | 144.0     | 100.0         | 126.3                  | 0.0       | 142.6                 | 122.0                          | December "            |
| ጥር 2006            | 132.7         | 119.5                            | 151.6              | 101.6                                    | 179.6                 | 195.0  | 118.3   | 160.3  | 144.0     | 100.0         | 129.2                  | 0.0       | 141.8                 | 124.6                          | January 2014          |
| የካቲት 2006          | 135.8         | 124.6                            | 151.9              | 106.4                                    | 178.1                 | 196.4  | 118.0   | 161.8  | 144.0     | 100.0         | 121.5                  | 0.0       | 140.0                 | 122.8                          | February "            |
| መጋቢት 2006          | 133.2         | 123.8                            | 146.7              | 107.5                                    | 179.8                 | 177.1  | 110.8   | 165.1  | 144.0     | 100.0         | 113.5                  | 0.0       | 142.1                 | 124.4                          | March "               |
| ግያዝያ 2006          | 130.4         | 126.3                            | 136.4              | 82.6                                     | 186.0                 | 141.0  | 117.5   | 168.0  | 144.0     | 100.0         | 118.1                  | 0.0       | 147.7                 | 127.1                          | April "               |

ሠንጠረዥ 501 ጠቅላላ የሽያጭ ዋጋ መመዘኛ ኢንዱስትሪ ቦሌና የተካተቱ ክፍሎች ለአማራ ክልላዊ መንግስት

ታህሳስ 2004 =100

Table 5a: General Consumer Price Index and Its Components for Amhara Regional State

December 2011 = 100

| ወርና ዓመት            | ጠቅላላ ኢንዱስትሪ   | ምግብና አልኮሎል ያልሆኑ መጠጦች             | ምግብ ነክ ያልሆኑ ኢንዱስትሪ | Non-food Consumer Price Index Components |                       |  |   |        |           |               |                        |           |                        |                                 | Month an Year         |
|--------------------|---------------|----------------------------------|--------------------|--|-----------------------|--|---|--------|-----------|---------------|------------------------|-----------|------------------------|---------------------------------|-----------------------|
|                    |               |                                  |                    | መጠጥ ሲጃራና ትምብሆ                            | ልሳክና መጫያ              | የቤት ቢራይና የቤት መሥሪያ ስቃዎች፣ውሃ፣ ነጻጅናሃይል               | የቤት ስቃዎች የቤት ግንባራዎች የቤት ቁሳቁስና የቤተ ሠራተኞች ደመወዝ                          | ሕክምና   | ትራንስፖርት   | መገናኛ          | መዝናኛና ባህል              | ትምህርት     | ሬስቶራንትና ሆቴሎች           | ጠቃሚ ስቃዎች                        |                       |
| Month an Year      | General Index | Food and Non-Alcoholic Beverages | Non-Food Index     | Alcoholic Beverages and Tobacco          | Clothing and Footwear | Housing, Water, Electricity, Gas and Other Fuels | Furnishings, Household Equipment and Routine Maintenance of the House | Health | Transport | Communication | Recreation and Culture | Education | Restaurants and Hotels | Misellaneous Goods and services | Month an Year         |
| ታህሳስ 2004          | 100.0         | 100.0                            | 100.0              | 100.0                                    | 100.0                 | 100.0  | 100.0   | 100.0  | 100.0     | 100.0         | 100.0                  | 100.0     | 100.0                  | 100.0                           | December 2011         |
| ሐምሌ 2004 - ሰኔ 2005 | 116.8         | 120.0                            | 113.5              | 121.7                                    | 107.4                 | 109.1  | 124.2   | 118.3  | 103.7     | 100.0         | 108.3                  | 100.0     | 118.5                  | 111.9                           | July 2012 - June 2013 |
| 2005               |               |                                  |                    |  |                       |  |   |        |           |               |                        |           |                        |                                 | 2012/2013             |
| ሐምሌ 2004           | 111.7         | 117.3                            | 105.9              | 119.0                                    | 104.5                 | 100.4  | 105.7   | 108.5  | 102.9     | 100.0         | 108.1                  | 100.0     | 110.8                  | 101.7                           | July 2012             |
| ክሐሴ 2004           | 114.5         | 120.7                            | 108.0              | 115.0                                    | 105.3                 | 106.7  | 108.0   | 108.8  | 102.9     | 100.0         | 109.5                  | 100.0     | 111.2                  | 102.7                           | August "              |
| መስከረም 2005         | 116.0         | 122.2                            | 109.6              | 118.7                                    | 105.0                 | 108.0  | 108.9   | 110.1  | 102.9     | 100.0         | 112.3                  | 100.0     | 113.7                  | 106.0                           | September "           |
| ጥቅምት 2005          | 116.3         | 120.2                            | 112.2              | 117.4                                    | 106.5                 | 109.1  | 123.9   | 107.4  | 108.8     | 100.0         | 108.7                  | 100.0     | 114.8                  | 113.7                           | October "             |
| ዳር 2005            | 116.8         | 119.5                            | 114.1              | 122.0                                    | 108.1                 | 113.4  | 124.0   | 111.3  | 103.3     | 100.0         | 104.0                  | 100.0     | 115.1                  | 111.7                           | November "            |
| ታህሳስ 2005          | 115.4         | 118.1                            | 112.6              | 122.1                                    | 104.8                 | 107.7  | 126.3   | 117.9  | 108.8     | 100.0         | 104.9                  | 100.0     | 116.0                  | 113.2                           | December "            |
| ጥር 2005            | 116.0         | 119.2                            | 112.6              | 121.8                                    | 104.8                 | 107.5  | 128.0   | 120.3  | 104.1     | 100.0         | 108.3                  | 100.0     | 115.9                  | 113.8                           | January 2013          |
| የካቲት 2005          | 116.9         | 117.5                            | 116.2              | 121.7                                    | 109.2                 | 110.8  | 132.2   | 121.1  | 104.9     | 100.0         | 108.3                  | 100.0     | 122.7                  | 114.1                           | February "            |
| መጋቢት 2005          | 117.9         | 119.0                            | 116.7              | 123.5                                    | 108.2                 | 111.4  | 132.1   | 124.2  | 104.8     | 100.0         | 105.9                  | 100.0     | 123.8                  | 115.8                           | March "               |
| ሚያዝያ 2005          | 119.6         | 121.1                            | 118.1              | 124.5                                    | 110.6                 | 112.1  | 133.0   | 128.4  | 106.3     | 100.0         | 110.2                  | 100.0     | 125.8                  | 116.4                           | April "               |
| ግንቦት 2005          | 119.8         | 121.9                            | 117.6              | 125.9                                    | 110.8                 | 111.4  | 134.1   | 130.2  | 96.7      | 100.0         | 109.4                  | 100.0     | 124.8                  | 116.7                           | May "                 |
| ሰኔ 2005            | 120.7         | 123.0                            | 118.3              | 128.7                                    | 111.8                 | 110.9  | 133.9   | 130.9  | 98.6      | 100.0         | 110.5                  | 100.0     | 126.7                  | 116.6                           | June "                |
| 2006               |               |                                  |                    |  |                       |  |   |        |           |               |                        |           |                        |                                 | 2013/2014             |
| ሐምሌ 2005           | 121.7         | 125.1                            | 118.2              | 130.1                                    | 111.6                 | 109.9  | 133.9   | 132.8  | 96.7      | 100.0         | 109.7                  | 100.0     | 127.4                  | 117.2                           | July 2013             |
| ክሐሴ 2005           | 122.9         | 126.5                            | 119.2              | 128.8                                    | 112.1                 | 112.0  | 133.5   | 131.0  | 96.7      | 100.0         | 108.6                  | 100.0     | 129.7                  | 117.5                           | August "              |
| መስከረም 2006         | 125.4         | 129.3                            | 121.4              | 132.4                                    | 114.0                 | 114.4  | 136.6   | 139.9  | 91.7      | 100.0         | 111.2                  | 100.0     | 131.8                  | 118.1                           | September "           |
| ጥቅምት 2006          | 126.4         | 129.2                            | 123.5              | 134.1                                    | 113.1                 | 117.9  | 138.3   | 143.4  | 98.8      | 100.0         | 111.8                  | 100.0     | 133.7                  | 119.3                           | October "             |
| ዳር 2006            | 125.5         | 125.6                            | 125.3              | 141.9                                    | 113.0                 | 119.9  | 137.9   | 145.5  | 96.2      | 100.0         | 112.5                  | 100.0     | 135.4                  | 120.2                           | November "            |
| ታህሳስ 2006          | 124.6         | 123.2                            | 126.1              | 143.0                                    | 112.0                 | 120.1  | 140.5   | 149.7  | 101.1     | 100.0         | 114.7                  | 100.0     | 136.6                  | 120.8                           | December "            |
| ጥር 2006            | 125.0         | 123.3                            | 126.8              | 140.3                                    | 116.6                 | 120.2  | 141.1   | 151.3  | 104.5     | 100.0         | 114.2                  | 100.0     | 137.1                  | 120.5                           | January 2014          |
| የካቲት 2006          | 126.2         | 122.9                            | 129.7              | 145.2                                    | 117.4                 | 127.6  | 142.9   | 150.8  | 99.5      | 100.0         | 115.6                  | 100.0     | 136.3                  | 121.5                           | February "            |
| መጋቢት 2006          | 127.4         | 125.6                            | 129.2              | 146.8                                    | 113.7                 | 127.3  | 142.7   | 152.6  | 99.6      | 100.0         | 113.9                  | 100.0     | 136.2                  | 121.0                           | March "               |
| ሚያዝያ 2006          | 128.4         | 126.5                            | 130.4              | 141.9                                    | 115.1                 | 128.7  | 147.9   | 153.8  | 100.3     | 100.0         | 114.8                  | 100.0     | 138.1                  | 121.7                           | April "               |



ሠንጠረዥ 601 ጠቅላላ የሽግግር ዋጋ መመዘኛ ኢንዱስትሪ ቦሌና የተካተቱ ክፍሎች ለበጎሽገጽ ጉሙዝ ክልላዊ መንግስት

ታህሳስ 2004 =100

Table 6a: General Consumer Price Index and Its Components for Benishangul-Gumuz Regional State  
December 2011 = 100

| ወርና ዓመት            | ጠቅላላ ኢንዱስትሪ   | ምግብና አልኮሎል ያልሆኑ መጠጦች             | ምግብ ነክ ያልሆኑ ኢንዱስትሪ | Non-food Consumer Price Index Components |                       |  |   |        |           |               |                        |           |                        |                                 | Month an Year         |
|--------------------|---------------|----------------------------------|--------------------|--|-----------------------|--|---|--------|-----------|---------------|------------------------|-----------|------------------------|---------------------------------|-----------------------|
|                    |               |                                  |                    | መጠጥ ሲጃራና ትምብሆ                            | ልብና መጫያ               | የቤት ቢራይና የቤት መሥሪያ ስቃዎች፣ውሃ፣ ነጻጅናሃይል               | የቤት ስቃዎች የቤት ግንባራዎች የቤት ቁሳቁስና የቤተ ሠራተኞች ደመወዝ                          | ሕክምና   | ትራንስፖርት   | መገናኛ          | መዝናኛና ባህል              | ትምህርት     | ሬስቶራንትና ሆቴሎች           | ገጠማዊ ስቃዎች                       |                       |
| Month an Year      | General Index | Food and Non-Alcoholic Beverages | Non-Food Index     | Alcoholic Beverages and Tobacco          | Clothing and Footwear | Housing, Water, Electricity, Gas and Other Fuels | Furnishings, Household Equipment and Routine Maintenance of the House | Health | Transport | Communication | Recreation and Culture | Education | Restaurants and Hotels | Misellaneous Goods and services | Month an Year         |
| ታህሳስ 2004          | 100.0         | 100.0                            | 100.0              | 100.0                                    | 100.0                 | 100.0  | 100.0   | 100.0  | 100.0     | 100.0         | 100.0                  | 100.0     | 100.0                  | 100.0                           | December 2011         |
| ሐምሌ 2004 - ሰኔ 2005 | 113.2         | 107.5                            | 121.9              | 138.3                                    | 118.3                 | 140.8  | 113.3   | 110.7  | 105.8     | 100.0         | 106.0                  | 0.0       | 110.6                  | 110.4                           | July 2012 - June 2013 |
| 2005               |               |                                  |                    |  |                       |  |   |        |           |               |                        |           |                        |                                 | 2012/2013             |
| ሐምሌ 2004           | 111.6         | 108.9                            | 115.8              | 125.2                                    | 110.0                 | 127.6  | 113.5   | 100.9  | 112.4     | 100.0         | 103.7                  | 0.0       | 109.3                  | 107.2                           | July 2012             |
| ክሐሴ 2004           | 114.3         | 111.9                            | 117.8              | 126.6                                    | 111.1                 | 133.4  | 113.3   | 104.8  | 112.9     | 100.0         | 102.7                  | 0.0       | 109.6                  | 107.9                           | August "              |
| መስከረም 2005         | 114.7         | 112.0                            | 118.9              | 125.8                                    | 110.6                 | 140.8  | 111.2   | 102.3  | 113.0     | 100.0         | 102.1                  | 0.0       | 106.1                  | 111.0                           | September "           |
| ጥቅምት 2005          | 115.8         | 113.0                            | 120.0              | 140.8                                    | 118.8                 | 128.7  | 117.1   | 107.2  | 113.6     | 100.0         | 105.7                  | 0.0       | 111.0                  | 110.2                           | October "             |
| ዳር 2005            | 111.7         | 107.2                            | 118.6              | 145.2                                    | 122.0                 | 128.6  | 111.4   | 108.3  | 101.1     | 100.0         | 104.5                  | 0.0       | 107.0                  | 111.5                           | November "            |
| ታህሳስ 2005          | 113.7         | 108.2                            | 121.8              | 139.4                                    | 119.7                 | 139.2  | 115.2   | 109.5  | 101.5     | 100.0         | 105.5                  | 0.0       | 111.2                  | 110.9                           | December "            |
| ጥር 2005            | 112.6         | 105.5                            | 123.4              | 146.4                                    | 121.3                 | 144.0  | 111.5   | 108.9  | 101.8     | 100.0         | 106.1                  | 0.0       | 111.0                  | 110.8                           | January 2013          |
| የካቲት 2005          | 113.4         | 106.1                            | 124.4              | 144.9                                    | 121.4                 | 147.3  | 112.9   | 107.5  | 102.1     | 100.0         | 107.7                  | 0.0       | 110.6                  | 111.3                           | February "            |
| መጋቢት 2005          | 111.6         | 103.0                            | 124.5              | 143.3                                    | 121.0                 | 146.6  | 113.1   | 115.8  | 102.4     | 100.0         | 108.1                  | 0.0       | 111.9                  | 111.8                           | March "               |
| ሚያዝያ 2005          | 110.1         | 99.8                             | 125.5              | 144.5                                    | 121.8                 | 149.4  | 112.9   | 120.0  | 102.4     | 100.0         | 108.0                  | 0.0       | 111.2                  | 111.7                           | April "               |
| ግንቦት 2005          | 113.3         | 105.0                            | 125.9              | 141.9                                    | 121.4                 | 152.1  | 112.7   | 123.7  | 103.0     | 100.0         | 108.6                  | 0.0       | 110.8                  | 108.6                           | May "                 |
| ሰኔ 2005            | 116.0         | 109.1                            | 126.4              | 135.7                                    | 121.0                 | 151.4  | 114.4   | 119.4  | 103.0     | 100.0         | 109.5                  | 0.0       | 117.3                  | 112.4                           | June "                |
| 2006               |               |                                  |                    |  |                       |  |   |        |           |               |                        |           |                        |                                 | 2013/2014             |
| ሐምሌ 2005           | 118.5         | 111.9                            | 128.2              | 142.5                                    | 122.2                 | 155.7  | 113.1   | 119.6  | 103.6     | 100.0         | 109.1                  | 0.0       | 117.4                  | 114.3                           | July 2013             |
| ክሐሴ 2005           | 117.4         | 112.1                            | 125.4              | 127.7                                    | 122.9                 | 145.2  | 118.1   | 126.6  | 103.6     | 100.0         | 109.4                  | 0.0       | 118.1                  | 113.2                           | August "              |
| መስከረም 2006         | 123.7         | 119.1                            | 130.6              | 152.8                                    | 124.9                 | 155.5  | 118.0   | 127.8  | 103.6     | 100.0         | 109.7                  | 0.0       | 118.3                  | 114.2                           | September "           |
| ጥቅምት 2006          | 126.6         | 123.3                            | 131.6              | 160.8                                    | 124.7                 | 153.8  | 118.4   | 130.2  | 104.4     | 100.0         | 109.2                  | 0.0       | 122.0                  | 115.5                           | October "             |
| ዳር 2006            | 126.2         | 121.7                            | 133.0              | 162.1                                    | 124.3                 | 157.7  | 119.3   | 143.6  | 107.1     | 100.0         | 109.2                  | 0.0       | 119.2                  | 115.0                           | November "            |
| ታህሳስ 2006          | 125.9         | 119.8                            | 135.1              | 163.4                                    | 124.8                 | 162.6  | 121.2   | 142.8  | 108.6     | 100.0         | 110.1                  | 0.0       | 120.6                  | 115.9                           | December "            |
| ጥር 2006            | 124.4         | 115.2                            | 138.3              | 166.7                                    | 128.2                 | 171.9  | 120.0   | 141.5  | 108.5     | 100.0         | 110.3                  | 0.0       | 121.2                  | 116.2                           | January 2014          |
| የካቲት 2006          | 122.5         | 109.4                            | 142.3              | 182.6                                    | 139.9                 | 176.3  | 119.7   | 139.0  | 109.2     | 100.0         | 110.1                  | 0.0       | 120.2                  | 115.7                           | February "            |
| መጋቢት 2006          | 123.2         | 110.0                            | 143.2              | 182.1                                    | 135.5                 | 181.6  | 118.9   | 141.9  | 109.3     | 100.0         | 109.8                  | 0.0       | 120.8                  | 117.0                           | March "               |
| ሚያዝያ 2006          | 124.0         | 110.8                            | 143.9              | 185.2                                    | 137.1                 | 176.6  | 119.9   | 141.3  | 109.3     | 100.0         | 110.1                  | 0.0       | 130.7                  | 117.7                           | April "               |

ሠንጠረዥ 701፣ ጠቅላላ የሽግግር ዋጋ መመዘኛ ኢንዱስትሪ በሥሩ የተካተቱ ክፍሎች ለድራሞ ከተማ አስተዳደር

ታህሳስ 2004 =100

Table 7a: General Consumer Price Index and Its Components for Dire Dawa City Administration

December 2011 = 100

| ወርና ዓመት            | ጠቅላላ ኢንዱስትሪ   | ምግብና አልኮሎል ያልሆኑ መጠጦች             | ምግብ ነክ ያልሆኑ ኢንዱስትሪ | Non-food Consumer Price Index Components |                       |  |   |        |           |               |                        |           |                        |                                 | Month an Year         |
|--------------------|---------------|----------------------------------|--------------------|--|-----------------------|--|---|--------|-----------|---------------|------------------------|-----------|------------------------|---------------------------------|-----------------------|
|                    |               |                                  |                    | መጠጥ ሲጃራና ትምብሆ                            | ልብና መጫያ               | የቤት ኪራይና የቤት መሥሪያ ስቃዎች፣ውሃ፣ ነጻጅናሃይል               | የቤት ስቃዎች የቤት ግንባራዎች የቤት ቁሳቁስና የቤተ ሠራተኞች ደመወዝ                          | ሕክምና   | ትራንስፖርት   | መገናኛ          | መዝናኛና ባህል              | ትምህርት     | ሬስቶራንትና ሆቴሎች           | ገለጻ ስቃዎች አገግሎቶች                 |                       |
| Month an Year      | General Index | Food and Non-Alcoholic Beverages | Non-Food Index     | Alcoholic Beverages and Tobacco          | Clothing and Footwear | Housing, Water, Electricity, Gas and Other Fuels | Furnishings, Household Equipment and Routine Maintenance of the House | Health | Transport | Communication | Recreation and Culture | Education | Restaurants and Hotels | Misellaneous Goods and services | Month an Year         |
| ታህሳስ 2004          | 100.0         | 100.0                            | 100.0              | 100.0                                    | 100.0                 | 100.0  | 100.0   | 100.0  | 100.0     | 100.0         | 100.0                  | 100.0     | 100.0                  | 100.0                           | December 2011         |
| ሐምሌ 2004 - ሰኔ 2005 | 113.3         | 111.8                            | 114.5              | 91.3                                     | 131.1                 | 123.3  | 110.3   | 105.7  | 117.4     | 100.0         | 103.6                  | 100.0     | 139.1                  | 108.7                           | July 2012 - June 2013 |
| 2005               |               |                                  |                    |  |                       |  |   |        |           |               |                        |           |                        |                                 | 2012/2013             |
| ሐምሌ 2004           | 106.8         | 108.4                            | 105.4              | 75.3                                     | 118.2                 | 116.4  | 105.7   | 98.3   | 111.8     | 100.0         | 100.3                  | 100.0     | 127.8                  | 109.4                           | July 2012             |
| ክሐሴ 2004           | 109.9         | 112.9                            | 107.4              | 75.9                                     | 121.3                 | 116.5  | 108.6   | 101.3  | 111.8     | 100.0         | 98.8                   | 100.0     | 139.2                  | 106.1                           | August "              |
| መስከረም 2005         | 111.3         | 115.5                            | 107.8              | 76.4                                     | 120.5                 | 119.4  | 107.8   | 99.5   | 111.8     | 100.0         | 104.5                  | 100.0     | 136.2                  | 106.1                           | September "           |
| ጥቅምት 2005          | 114.5         | 111.4                            | 117.1              | 110.4                                    | 131.7                 | 119.0  | 108.8   | 102.2  | 101.2     | 100.0         | 104.5                  | 100.0     | 140.2                  | 108.2                           | October "             |
| ዳር 2005            | 111.2         | 112.2                            | 110.5              | 84.2                                     | 131.5                 | 118.2  | 105.9   | 102.2  | 120.6     | 100.0         | 104.5                  | 100.0     | 134.1                  | 105.4                           | November "            |
| ታህሳስ 2005          | 115.4         | 112.9                            | 117.5              | 115.5                                    | 129.3                 | 117.0  | 108.8   | 102.2  | 120.6     | 100.0         | 102.8                  | 100.0     | 132.0                  | 108.8                           | December "            |
| ጥር 2005            | 116.1         | 110.8                            | 120.4              | 116.9                                    | 131.5                 | 121.6  | 114.1   | 108.8  | 120.6     | 100.0         | 102.8                  | 100.0     | 136.7                  | 108.8                           | January 2013          |
| የካቲት 2005          | 114.3         | 108.9                            | 118.7              | 110.8                                    | 134.3                 | 121.0  | 111.5   | 108.8  | 120.6     | 100.0         | 102.8                  | 100.0     | 136.5                  | 107.3                           | February "            |
| መጋቢት 2005          | 114.7         | 109.2                            | 119.2              | 105.0                                    | 135.7                 | 122.4  | 111.6   | 111.7  | 122.5     | 100.0         | 102.4                  | 100.0     | 144.6                  | 110.4                           | March "               |
| ሚያዝያ 2005          | 111.2         | 110.3                            | 111.8              | 68.0                                     | 139.9                 | 123.3  | 111.4   | 111.5  | 122.5     | 100.0         | 107.4                  | 100.0     | 150.1                  | 110.6                           | April "               |
| ግንቦት 2005          | 115.9         | 112.5                            | 118.7              | 76.5                                     | 138.7                 | 142.6  | 115.4   | 111.5  | 122.5     | 100.0         | 107.4                  | 100.0     | 145.7                  | 110.7                           | May "                 |
| ሰኔ 2005            | 118.2         | 116.2                            | 119.9              | 81.4                                     | 140.1                 | 142.2  | 113.9   | 109.8  | 122.5     | 100.0         | 105.2                  | 100.0     | 146.3                  | 113.3                           | June "                |
| 2006               |               |                                  |                    |  |                       |  |   |        |           |               |                        |           |                        |                                 | 2013/2014             |
| ሐምሌ 2005           | 121.5         | 121.5                            | 121.6              | 69.6                                     | 142.2                 | 157.7  | 115.1   | 116.3  | 120.6     | 100.0         | 109.6                  | 100.0     | 145.7                  | 113.5                           | July 2013             |
| ክሐሴ 2005           | 123.1         | 121.2                            | 124.6              | 67.7                                     | 149.6                 | 164.1  | 117.7   | 113.0  | 120.6     | 100.0         | 109.5                  | 100.0     | 151.9                  | 114.9                           | August "              |
| መስከረም 2006         | 127.2         | 123.5                            | 130.2              | 100.4                                    | 138.4                 | 171.9  | 111.8   | 112.5  | 120.6     | 100.0         | 103.8                  | 100.0     | 130.6                  | 117.5                           | September "           |
| ጥቅምት 2006          | 133.5         | 123.9                            | 141.3              | 112.5                                    | 155.8                 | 183.1  | 119.9   | 117.7  | 122.5     | 100.0         | 114.3                  | 100.0     | 151.2                  | 117.0                           | October "             |
| ዳር 2006            | 135.4         | 121.6                            | 146.6              | 125.1                                    | 152.9                 | 190.5  | 115.5   | 116.3  | 122.5     | 100.0         | 114.2                  | 100.0     | 158.8                  | 118.7                           | November "            |
| ታህሳስ 2006          | 135.3         | 119.8                            | 148.0              | 127.7                                    | 159.7                 | 189.7  | 117.1   | 116.3  | 122.5     | 100.0         | 111.2                  | 100.0     | 159.2                  | 121.5                           | December "            |
| ጥር 2006            | 136.0         | 117.5                            | 151.2              | 139.2                                    | 160.5                 | 189.4  | 122.8   | 117.7  | 126.7     | 100.0         | 115.5                  | 100.0     | 155.0                  | 124.8                           | January 2014          |
| የካቲት 2006          | 133.0         | 116.6                            | 146.5              | 138.2                                    | 156.1                 | 173.7  | 129.1   | 117.7  | 115.6     | 100.0         | 116.3                  | 100.0     | 156.5                  | 126.6                           | February "            |
| መጋቢት 2006          | 136.5         | 118.2                            | 151.6              | 147.8                                    | 159.1                 | 174.0  | 134.6   | 116.3  | 115.6     | 100.0         | 115.1                  | 100.0     | 171.6                  | 129.5                           | March "               |
| ሚያዝያ 2006          | 137.1         | 119.4                            | 151.7              | 152.4                                    | 160.1                 | 175.9  | 130.6   | 116.3  | 115.6     | 100.0         | 115.1                  | 100.0     | 162.0                  | 127.4                           | April "               |

ሠንጠረዥ 8ሀ፣ ጠቅላላ የሽግግር ዋጋ መመዘኛ ኢንዱስትሪ በሥሩ የተካተቱ ክፍሎች ለጋምቤላ ክልላዊ መንግስት

ታህሳስ 2004 =100

Table 8a: General Consumer Price Index and Its Components for Gambella Regional State  
December 2011 = 100

| ወርና ዓመት            | ጠቅላላ ኢንዱክስ    | ምግብና አልኮሎል ያልሆኑ መጠጦች             | ምግብ ነገ ያልሆኑ ኢንዱክስ | Non-food Consumer Price Index Components |                       |  |   |        |           |               |                        |           |                        |                                 | Month an Year         |
|--------------------|---------------|----------------------------------|-------------------|--|-----------------------|--|---|--------|-----------|---------------|------------------------|-----------|------------------------|---------------------------------|-----------------------|
|                    |               |                                  |                   | መጠጥ ሲጃራና ትምባሆ                            | ልሳሰና መጫጫያ             | የቤት ቢራይና የቤት መሥሪያ ስቃዎች፣ጤሃ፣ ሃጃጅናሃይል               | የቤት ስቃዎች የቤት ግንባራዎች የቤት ቁሳቁስና የቤተ ሠራተኞች ደመወዝ                          | ሕክምና   | ትራንስፖርት   | መገናኛ          | መዝናኛና ባህል              | ትምህርት     | ሬስቶራንትና ሆቴሎች           | ጠቃሚ ስቃዎች                        |                       |
| Month an Year      | General Index | Food and Non-Alcoholic Beverages | Non-Food Index    | Alcoholic Beverages and Tobacco          | Clothing and Footwear | Housing, Water, Electricity, Gas and Other Fuels | Furnishings, Household Equipment and Routine Maintenance of the House | Health | Transport | Communication | Recreation and Culture | Education | Restaurants and Hotels | Misellaneous Goods and services | Month an Year         |
| ታህሳስ 2004          | 100.0         | 100.0                            | 100.0             | 100.0                                    | 100.0                 | 100.0  | 100.0   | 100.0  | 100.0     | 100.0         | 100.0                  | 100.0     | 100.0                  | 100.0                           | December 2011         |
| ሐምሌ 2004 - ሰኔ 2005 | 114.9         | 114.8                            | 115.1             | 112.9                                    | 130.3                 | 105.7  | 117.9   | 116.8  | 113.4     | 100.0         | 114.5                  | 0.0       | 122.0                  | 126.6                           | July 2012 - June 2013 |
| 2005               |               |                                  |                   |  |                       |  |   |        |           |               |                        |           |                        |                                 | 2012/2013             |
| ሐምሌ 2004           | 114.0         | 117.0                            | 108.8             | 111.4                                    | 114.8                 | 105.2  | 109.5   | 105.0  | 110.7     | 100.0         | 101.6                  | 0.0       | 114.9                  | 105.6                           | July 2012             |
| ክሐሴ 2004           | 118.1         | 121.8                            | 112.0             | 117.0                                    | 123.7                 | 107.6  | 112.2   | 103.0  | 111.5     | 100.0         | 101.9                  | 0.0       | 118.1                  | 106.9                           | August "              |
| መስከረም 2005         | 114.5         | 115.6                            | 112.6             | 117.0                                    | 126.5                 | 106.9  | 113.1   | 108.8  | 111.8     | 100.0         | 101.7                  | 0.0       | 117.8                  | 109.8                           | September "           |
| ጥቅምት 2005          | 112.3         | 112.3                            | 112.3             | 109.7                                    | 128.5                 | 104.8  | 114.4   | 111.0  | 112.3     | 100.0         | 108.2                  | 0.0       | 119.7                  | 116.8                           | October "             |
| ዳር 2005            | 113.7         | 113.0                            | 114.9             | 118.8                                    | 132.9                 | 105.0  | 115.5   | 114.6  | 112.8     | 100.0         | 111.5                  | 0.0       | 123.4                  | 118.6                           | November "            |
| ታህሳስ 2005          | 113.3         | 112.2                            | 115.1             | 121.6                                    | 130.0                 | 103.9  | 116.5   | 116.1  | 113.2     | 100.0         | 110.0                  | 0.0       | 123.7                  | 120.7                           | December "            |
| ጥር 2005            | 112.6         | 111.1                            | 115.2             | 114.1                                    | 134.0                 | 106.3  | 115.6   | 115.2  | 113.6     | 100.0         | 107.9                  | 0.0       | 123.6                  | 125.5                           | January 2013          |
| የካቲት 2005          | 112.8         | 110.2                            | 117.2             | 114.2                                    | 130.7                 | 107.0  | 117.3   | 121.2  | 114.0     | 100.0         | 125.8                  | 0.0       | 124.6                  | 141.9                           | February "            |
| መጋቢት 2005          | 113.8         | 112.3                            | 116.3             | 110.1                                    | 134.5                 | 104.9  | 117.0   | 119.3  | 114.4     | 100.0         | 123.6                  | 0.0       | 123.4                  | 142.7                           | March "               |
| ሚያዝያ 2005          | 117.5         | 117.1                            | 118.4             | 105.9                                    | 138.3                 | 103.3  | 125.6   | 128.0  | 115.1     | 100.0         | 128.1                  | 0.0       | 129.9                  | 143.2                           | April "               |
| ግንቦት 2005          | 116.5         | 115.1                            | 118.9             | 106.6                                    | 135.2                 | 105.2  | 129.2   | 134.3  | 115.1     | 100.0         | 125.4                  | 0.0       | 123.2                  | 143.8                           | May "                 |
| ሰኔ 2005            | 119.4         | 119.3                            | 119.5             | 108.9                                    | 134.1                 | 107.9  | 128.6   | 124.9  | 116.1     | 100.0         | 127.7                  | 0.0       | 122.2                  | 143.9                           | June "                |
| 2006               |               |                                  |                   |  |                       |  |   |        |           |               |                        |           |                        |                                 | 2013/2014             |
| ሐምሌ 2005           | 121.7         | 120.6                            | 123.5             | 110.6                                    | 145.2                 | 117.8  | 126.8   | 124.4  | 116.4     | 100.0         | 134.4                  | 0.0       | 124.0                  | 143.9                           | July 2013             |
| ክሐሴ 2005           | 121.3         | 122.4                            | 119.4             | 107.3                                    | 145.5                 | 105.8  | 123.9   | 136.1  | 116.9     | 100.0         | 132.6                  | 0.0       | 122.8                  | 143.6                           | August "              |
| መስከረም 2006         | 125.7         | 123.3                            | 129.7             | 117.2                                    | 145.2                 | 131.8  | 129.3   | 136.3  | 117.2     | 100.0         | 135.4                  | 0.0       | 129.9                  | 143.8                           | September "           |
| ጥቅምት 2006          | 126.3         | 124.5                            | 129.2             | 110.6                                    | 146.5                 | 135.2  | 126.4   | 132.3  | 117.5     | 100.0         | 131.6                  | 0.0       | 131.1                  | 144.3                           | October "             |
| ዳር 2006            | 125.2         | 125.2                            | 125.2             | 117.6                                    | 153.7                 | 113.9  | 127.5   | 139.9  | 117.5     | 100.0         | 134.3                  | 0.0       | 127.9                  | 144.6                           | November "            |
| ታህሳስ 2006          | 122.3         | 120.6                            | 125.3             | 121.5                                    | 154.6                 | 108.3  | 130.9   | 138.3  | 117.5     | 100.0         | 135.0                  | 0.0       | 132.0                  | 144.8                           | December "            |
| ጥር 2006            | 124.5         | 123.1                            | 126.8             | 120.3                                    | 153.0                 | 110.1  | 135.5   | 136.2  | 117.5     | 100.0         | 135.2                  | 0.0       | 132.2                  | 152.2                           | January 2014          |
| የካቲት 2006          | 123.1         | 119.1                            | 129.8             | 117.9                                    | 153.0                 | 123.0  | 134.7   | 144.4  | 117.5     | 100.0         | 135.7                  | 0.0       | 132.7                  | 146.5                           | February "            |
| መጋቢት 2006          | 126.4         | 125.6                            | 127.9             | 112.1                                    | 155.4                 | 118.7  | 133.5   | 141.9  | 117.5     | 100.0         | 136.2                  | 0.0       | 132.4                  | 149.1                           | March "               |
| ሚያዝያ 2006          | 128.2         | 127.6                            | 129.1             | 117.1                                    | 152.7                 | 123.5  | 132.7   | 146.0  | 102.2     | 100.0         | 132.1                  | 0.0       | 138.1                  | 149.5                           | April "               |

ሠንጠረዥ 9ሀ፣ ጠቅላላ የሽግግር ዋጋ መመዘኛ ኢንዱስትሪ በሥሩ የተካተቱ ክፍሎች ለሐረሪ ክልል መገንባት

ታህሳስ 2004 =100

Table 9a: General Consumer Price Index and Its Components for Harari Regional State

December 2011 = 100

| ወርና ዓመት            | ጠቅላላ ኢንዱስትሪ   | ምግብና አልኮሎል ያልሆኑ መጠጦች             | ምግብ ነገ ያልሆኑ ኢንዱስትሪ | Non-food Consumer Price Index Components |                       |  |   |        |           |               |                        |           |                        |                                 | Month an Year         |
|--------------------|---------------|----------------------------------|--------------------|--|-----------------------|--|---|--------|-----------|---------------|------------------------|-----------|------------------------|---------------------------------|-----------------------|
|                    |               |                                  |                    | መጠጥ ሲጃራና ትምብሆ                            | ልብና መጫያ               | የቤት ኪራይና የቤት መሥሪያ ስቃዎች፣ውሃ፣ ነጻጅናሃይል               | የቤት ስቃዎች የቤት ግንባታዎች የቤት ቁሳቁስና የቤተሰብ ሠራተኞች ደመወዝ                        | ሕክምና   | ትራንስፖርት   | መገናኛ          | መዝናኛና ባህል              | ትምህርት     | ሬስቶራንትና ሆቴሎች           | ገጠማዊ ስቃዎች                       |                       |
| Month an Year      | General Index | Food and Non-Alcoholic Beverages | Non-Food Index     | Alcoholic Beverages and Tobacco          | Clothing and Footwear | Housing, Water, Electricity, Gas and Other Fuels | Furnishings, Household Equipment and Routine Maintenance of the House | Health | Transport | Communication | Recreation and Culture | Education | Restaurants and Hotels | Misellaneous Goods and services | Month an Year         |
| ታህሳስ 2004          | 100.0         | 100.0                            | 100.0              | 100.0                                    | 100.0                 | 100.0  | 100.0   | 100.0  | 100.0     | 100.0         | 100.0                  | 100.0     | 100.0                  | 100.0                           | December 2011         |
| ሐምሌ 2004 - ሰኔ 2005 | 111.0         | 119.0                            | 103.6              | 97.7                                     | 117.6                 | 100.0  | 112.9   | 120.3  | 108.6     | 100.0         | 99.7                   | 100.0     | 120.2                  | 112.2                           | July 2012 - June 2013 |
| 2005               |               |                                  |                    |  |                       |  |   |        |           |               |                        |           |                        |                                 | 2012/2013             |
| ሐምሌ 2004           | 109.7         | 117.7                            | 102.2              | 99.8                                     | 107.4                 | 100.1  | 104.8   | 99.9   | 104.4     | 100.0         | 95.9                   | 100.0     | 116.6                  | 110.0                           | July 2012             |
| ክሐሴ 2004           | 108.5         | 118.1                            | 99.7               | 92.0                                     | 109.3                 | 100.1  | 104.8   | 92.4   | 104.4     | 100.0         | 95.9                   | 100.0     | 115.4                  | 109.8                           | August "              |
| መስከረም 2005         | 108.8         | 117.6                            | 100.6              | 92.0                                     | 109.4                 | 100.1  | 106.5   | 112.0  | 106.7     | 100.0         | 95.9                   | 100.0     | 123.2                  | 113.8                           | September "           |
| ጥቅምት 2005          | 111.2         | 119.4                            | 103.8              | 100.0                                    | 114.2                 | 100.2  | 109.0   | 112.0  | 111.1     | 100.0         | 97.8                   | 100.0     | 120.1                  | 110.1                           | October "             |
| ዳር 2005            | 111.1         | 120.9                            | 102.1              | 95.2                                     | 114.4                 | 100.2  | 112.2   | 112.0  | 111.1     | 100.0         | 96.4                   | 100.0     | 114.8                  | 109.7                           | November "            |
| ታህሳስ 2005          | 110.4         | 117.8                            | 103.6              | 97.6                                     | 118.2                 | 100.0  | 112.9   | 112.0  | 111.1     | 100.0         | 98.1                   | 100.0     | 119.9                  | 112.9                           | December "            |
| ጥር 2005            | 112.6         | 117.5                            | 108.1              | 111.8                                    | 117.3                 | 100.0  | 111.6   | 112.0  | 111.1     | 100.0         | 101.3                  | 100.0     | 119.0                  | 112.3                           | January 2013          |
| የካቲት 2005          | 112.8         | 115.1                            | 110.6              | 116.6                                    | 121.0                 | 99.9   | 114.0   | 126.5  | 111.1     | 100.0         | 100.3                  | 100.0     | 124.0                  | 112.4                           | February "            |
| መጋቢት 2005          | 114.4         | 115.4                            | 113.5              | 123.7                                    | 124.0                 | 100.2  | 118.6   | 126.5  | 111.1     | 100.0         | 99.0                   | 100.0     | 120.8                  | 112.6                           | March "               |
| ሚያዝያ 2005          | 108.3         | 118.8                            | 98.6               | 77.9                                     | 125.4                 | 99.8   | 118.8   | 182.4  | 107.1     | 100.0         | 101.3                  | 100.0     | 115.8                  | 114.2                           | April "               |
| ግንቦት 2005          | 111.3         | 121.7                            | 101.7              | 87.1                                     | 127.5                 | 99.8   | 120.0   | 119.0  | 107.1     | 100.0         | 108.4                  | 100.0     | 124.5                  | 113.4                           | May "                 |
| ሰኔ 2005            | 112.9         | 128.2                            | 98.9               | 78.0                                     | 123.4                 | 99.8   | 121.2   | 136.6  | 107.1     | 100.0         | 106.5                  | 100.0     | 128.1                  | 115.2                           | June "                |
| 2006               |               |                                  |                    |  |                       |  |   |        |           |               |                        |           |                        |                                 | 2013/2014             |
| ሐምሌ 2005           | 118.5         | 136.4                            | 102.1              | 87.4                                     | 124.4                 | 99.9   | 122.6   | 105.4  | 107.1     | 100.0         | 111.3                  | 100.0     | 132.3                  | 116.1                           | July 2013             |
| ክሐሴ 2005           | 119.3         | 130.8                            | 108.7              | 106.2                                    | 127.1                 | 99.7   | 123.2   | 112.0  | 107.1     | 100.0         | 114.2                  | 100.0     | 132.4                  | 116.5                           | August "              |
| መስከረም 2006         | 117.7         | 129.6                            | 106.7              | 93.5                                     | 127.8                 | 106.0  | 124.6   | 115.5  | 107.1     | 100.0         | 116.4                  | 100.0     | 132.0                  | 116.0                           | September "           |
| ጥቅምት 2006          | 125.3         | 133.7                            | 117.6              | 124.8                                    | 130.7                 | 107.7  | 124.3   | 105.4  | 107.1     | 100.0         | 116.3                  | 100.0     | 124.4                  | 121.9                           | October "             |
| ኅዳር 2006           | 117.9         | 132.2                            | 104.8              | 83.9                                     | 128.4                 | 107.7  | 126.1   | 105.4  | 107.1     | 100.0         | 118.0                  | 100.0     | 143.5                  | 119.7                           | November "            |
| ታህሳስ 2006          | 120.0         | 128.9                            | 111.8              | 102.5                                    | 131.2                 | 111.1  | 126.9   | 105.4  | 107.1     | 100.0         | 117.8                  | 100.0     | 132.0                  | 118.9                           | December "            |
| ጥር 2006            | 124.1         | 129.1                            | 119.4              | 124.4                                    | 131.2                 | 111.0  | 126.6   | 105.4  | 107.1     | 100.0         | 119.6                  | 100.0     | 136.9                  | 123.2                           | January 2014          |
| የካቲት 2006          | 126.0         | 129.6                            | 122.7              | 129.6                                    | 135.6                 | 114.4  | 126.8   | 105.4  | 113.8     | 100.0         | 115.0                  | 100.0     | 136.7                  | 122.3                           | February "            |
| መጋቢት 2006          | 128.5         | 128.6                            | 128.5              | 147.8                                    | 133.5                 | 114.1  | 128.3   | 105.4  | 107.1     | 100.0         | 117.6                  | 100.0     | 135.4                  | 125.7                           | March "               |
| ሚያዝያ 2006          | 124.6         | 131.1                            | 118.7              | 115.3                                    | 135.8                 | 114.2  | 133.0   | 105.4  | 107.1     | 100.0         | 122.2                  | 100.0     | 142.7                  | 124.0                           | April "               |

ሠንጠረዥ 100: ጠቅላላ የሽያጭ ዋጋ መመዘኛ ኢንዱስትሪ ቢሮ የተካተቱ ክፍሎች ለአርጌያ ክልል መገንባት

ታህሳስ 2004 =100

Table 10a: General Consumer Price Index and Its Components for Oromia Regional State

December 2011 = 100

| ወርና ዓመት            | ጠቅላላ ኢንዱስትሪ   | ምግብና አልኮሎል ያልሆኑ መጠጦች             | ምግብ ነክ ያልሆኑ ኢንዱስትሪ | Non-food Consumer Price Index Components |                       |  |   |        |           |               |                        |           |                        |                                 | ወርና ዓመት               |
|--------------------|---------------|----------------------------------|--------------------|--|-----------------------|--|---|--------|-----------|---------------|------------------------|-----------|------------------------|---------------------------------|-----------------------|
|                    |               |                                  |                    | መጠጥ ሲጃራና ትምብሆ                            | ልሳሳና መጫያ              | የቤት ኪራይና የቤት መሥሪያ ስቃዎች፣ውሃ፣ ነጻጅናሃይል               | የቤት ስቃዎች የቤት ግንባራዎች የቤት ቁሳቁስና የቤተ ሠራተኞች ደመወዝ                          | ሕክምና   | ትራንስፖርት   | መገናኛ          | መዝናኛና ባህል              | ትምህርት     | ሬስቶራንትና ሆቴሎች           | ገለጻ ስቃዎች አገገሎቶች                 |                       |
| Month an Year      | General Index | Food and Non-Alcoholic Beverages | Non-Food Index     | Alcoholic Beverages and Tobacco          | Clothing and Footwear | Housing, Water, Electricity, Gas and Other Fuels | Furnishings, Household Equipment and Routine Maintenance of the House | Health | Transport | Communication | Recreation and Culture | Education | Restaurants and Hotels | Misellaneous Goods and services | Month an Year         |
| ታህሳስ 2004          | 100.0         | 100.0                            | 100.0              | 100.0                                    | 100.0                 | 100.0  | 100.0   | 100.0  | 100.0     | 100.0         | 100.0                  | 100.0     | 100.0                  | 100.0                           | December 2011         |
| ሐምሌ 2004 - ሰኔ 2005 | 114.4         | 115.6                            | 113.1              | 102.3                                    | 113.9                 | 117.1  | 115.9   | 115.9  | 97.3      | 100.0         | 103.9                  | 100.0     | 122.5                  | 112.5                           | July 2012 - June 2013 |
| 2005               |               |                                  |                    |  |                       |  |   |        |           |               |                        |           |                        |                                 | 2012/2013             |
| ሐምሌ 2004           | 112.1         | 114.5                            | 109.2              | 97.3                                     | 114.4                 | 110.9  | 111.7   | 103.9  | 100.7     | 100.0         | 101.4                  | 100.0     | 116.4                  | 110.6                           | July 2012             |
| ክሐሴ 2004           | 113.5         | 117.8                            | 108.7              | 92.8                                     | 112.2                 | 111.3  | 112.0   | 102.7  | 100.1     | 100.0         | 102.6                  | 100.0     | 118.8                  | 109.9                           | August "              |
| መስከረም 2005         | 116.3         | 118.6                            | 113.6              | 96.1                                     | 116.5                 | 122.8  | 111.9   | 100.7  | 100.3     | 100.0         | 103.9                  | 100.0     | 120.3                  | 108.8                           | September "           |
| ጥቅምት 2005          | 114.5         | 116.5                            | 112.3              | 103.1                                    | 108.0                 | 117.3  | 114.4   | 113.2  | 101.1     | 100.0         | 104.0                  | 100.0     | 122.6                  | 110.7                           | October "             |
| ዳር 2005            | 113.6         | 114.4                            | 112.6              | 100.3                                    | 110.6                 | 116.8  | 117.3   | 114.0  | 101.1     | 100.0         | 104.4                  | 100.0     | 120.9                  | 112.9                           | November "            |
| ታህሳስ 2005          | 113.1         | 113.7                            | 112.4              | 104.0                                    | 111.5                 | 114.5  | 116.0   | 119.4  | 101.3     | 100.0         | 102.7                  | 100.0     | 122.7                  | 112.3                           | December "            |
| ጥር 2005            | 113.7         | 114.1                            | 113.2              | 103.3                                    | 112.2                 | 118.1  | 115.1   | 119.1  | 93.8      | 100.0         | 102.8                  | 100.0     | 121.6                  | 115.0                           | January 2013          |
| የካቲት 2005          | 114.3         | 114.0                            | 114.6              | 108.3                                    | 115.1                 | 118.7  | 115.9   | 120.4  | 93.4      | 100.0         | 104.8                  | 100.0     | 124.1                  | 113.8                           | February "            |
| መጋቢት 2005          | 114.6         | 115.3                            | 113.8              | 112.2                                    | 116.4                 | 113.8  | 117.8   | 122.1  | 93.9      | 100.0         | 105.4                  | 100.0     | 122.6                  | 113.3                           | March "               |
| ሚያዝያ 2005          | 115.9         | 114.1                            | 117.9              | 106.9                                    | 117.8                 | 125.8  | 120.6   | 121.8  | 94.2      | 100.0         | 104.7                  | 100.0     | 123.8                  | 114.3                           | April "               |
| ግንቦት 2005          | 115.6         | 117.0                            | 114.0              | 100.2                                    | 115.0                 | 117.4  | 117.3   | 125.9  | 93.5      | 100.0         | 104.5                  | 100.0     | 128.2                  | 113.0                           | May "                 |
| ሰኔ 2005            | 116.2         | 116.8                            | 115.4              | 102.9                                    | 117.5                 | 117.7  | 120.4   | 127.7  | 94.1      | 100.0         | 105.4                  | 100.0     | 128.5                  | 115.9                           | June "                |
| 2006               |               |                                  |                    |  |                       |  |   |        |           |               |                        |           |                        |                                 | 2013/2014             |
| ሐምሌ 2005           | 118.9         | 119.1                            | 118.8              | 102.4                                    | 122.2                 | 125.5  | 123.9   | 114.8  | 92.7      | 100.0         | 108.5                  | 100.0     | 127.9                  | 118.5                           | July 2013             |
| ክሐሴ 2005           | 119.9         | 121.1                            | 118.5              | 105.0                                    | 121.6                 | 125.3  | 121.0   | 113.4  | 93.8      | 100.0         | 114.5                  | 100.0     | 129.1                  | 114.5                           | August "              |
| መስከረም 2006         | 122.9         | 123.7                            | 121.9              | 103.0                                    | 127.1                 | 128.7  | 121.5   | 130.3  | 94.9      | 100.0         | 112.2                  | 100.0     | 138.5                  | 118.0                           | September "           |
| ጥቅምት 2006          | 123.8         | 127.3                            | 119.8              | 108.4                                    | 127.9                 | 121.2  | 123.1   | 131.0  | 94.1      | 100.0         | 116.2                  | 100.0     | 132.1                  | 118.1                           | October "             |
| ዳር 2006            | 123.2         | 125.1                            | 121.0              | 114.5                                    | 129.4                 | 121.3  | 124.3   | 132.7  | 93.0      | 100.0         | 115.3                  | 100.0     | 133.4                  | 118.1                           | November "            |
| ታህሳስ 2006          | 121.1         | 121.3                            | 120.8              | 114.0                                    | 129.5                 | 120.8  | 123.8   | 133.1  | 95.0      | 100.0         | 118.0                  | 100.0     | 132.4                  | 118.2                           | December "            |
| ጥር 2006            | 121.0         | 119.2                            | 123.0              | 117.0                                    | 130.2                 | 125.3  | 125.7   | 133.5  | 95.2      | 100.0         | 117.1                  | 100.0     | 133.0                  | 117.3                           | January 2014          |
| የካቲት 2006          | 122.8         | 120.5                            | 125.4              | 124.1                                    | 130.0                 | 128.0  | 130.5   | 134.3  | 96.4      | 100.0         | 116.8                  | 100.0     | 133.2                  | 117.9                           | February "            |
| መጋቢት 2006          | 125.2         | 123.4                            | 127.2              | 129.3                                    | 132.4                 | 130.6  | 129.0   | 140.1  | 95.9      | 100.0         | 97.8                   | 100.0     | 135.2                  | 118.5                           | March "               |
| ሚያዝያ 2006          | 125.6         | 124.1                            | 127.4              | 120.7                                    | 132.3                 | 133.3  | 129.8   | 142.6  | 96.2      | 100.0         | 99.9                   | 100.0     | 137.3                  | 117.8                           | April "               |

ሠንጠረዥ 11ሀ፣ ጠቅላላ የሽያጭ ዋጋ መመዘኛ ኢንዱስትሪ ቢሮ የተካተቱ ክፍሎች ለደቡብ ሀዘቦች ክልላዊ መንግስት

ታህሳስ 2004 =100

Table 11a: General Consumer Price Index and Its Components for SNNP Regional State

December 2011 = 100

| ወርና ዓመት            | ጠቅላላ ኢንዱስትሪ   | ምግብና አልኮሎል ያልሆኑ መጠጦች             | ምግብ ነክ ያልሆኑ ኢንዱስትሪ | Non-food Consumer Price Index Components |                       |  |   |        |           |               |                        |           |                        |                                 | Month an Year         |
|--------------------|---------------|----------------------------------|--------------------|--|-----------------------|--|---|--------|-----------|---------------|------------------------|-----------|------------------------|---------------------------------|-----------------------|
|                    |               |                                  |                    | መጠጥ ሲጃራና ትምብሆ                            | ልሳሳና መጫያ              | የቤት ኪራይና የቤት መሥሪያ ስቃዎች፣ጤሃ፣ ሃጅናሃይል                | የቤት ስቃዎች የቤት ግንባራዎች የቤት ቁሳቁስና የቤተ ሠራተኞች ደመወዝ                          | ሕክምና   | ትራንስፖርት   | መገናኛ          | መዝናኛና ባህል              | ትምህርት     | ሬስቶራንትና ሆቴሎች           | ጠቃሚ ስቃዎች አገግሎቶች                 |                       |
| Month an Year      | General Index | Food and Non-Alcoholic Beverages | Non-Food Index     | Alcoholic Beverages and Tobacco          | Clothing and Footwear | Housing, Water, Electricity, Gas and Other Fuels | Furnishings, Household Equipment and Routine Maintenance of the House | Health | Transport | Communication | Recreation and Culture | Education | Restaurants and Hotels | Misellaneous Goods and services | Month an Year         |
| ታህሳስ 2004          | 100.0         | 100.0                            | 100.0              | 100.0                                    | 100.0                 | 100.0  | 100.0   | 100.0  | 100.0     | 100.0         | 100.0                  | 100.0     | 100.0                  | 100.0                           | December 2011         |
| ሐምሌ 2004 - ሰኔ 2005 | 120.6         | 123.2                            | 118.6              | 117.0                                    | 121.3                 | 121.4  | 114.8   | 145.2  | 102.4     | 100.2         | 119.2                  | 100.2     | 119.3                  | 107.7                           | July 2012 - June 2013 |
| 2005               |               |                                  |                    |  |                       |  |   |        |           |               |                        |           |                        |                                 | 2012/2013             |
| ሐምሌ 2004           | 114.4         | 120.0                            | 110.2              | 108.0                                    | 111.8                 | 111.9  | 111.6   | 102.8  | 96.9      | 100.0         | 111.7                  | 100.0     | 114.8                  | 106.9                           | July 2012             |
| ክሐሴ 2004           | 115.9         | 122.2                            | 111.2              | 108.8                                    | 112.8                 | 113.9  | 109.4   | 103.4  | 99.4      | 100.0         | 114.2                  | 100.0     | 114.7                  | 107.0                           | August "              |
| መስከረም 2005         | 121.0         | 127.0                            | 116.6              | 120.0                                    | 119.3                 | 119.1  | 113.2   | 119.8  | 96.5      | 100.3         | 112.5                  | 100.0     | 118.1                  | 107.4                           | September "           |
| ጥቅምት 2005          | 120.7         | 123.5                            | 118.6              | 113.3                                    | 119.4                 | 122.9  | 113.0   | 166.0  | 102.9     | 100.3         | 114.5                  | 100.0     | 118.2                  | 102.9                           | October "             |
| ዳር 2005            | 120.6         | 121.8                            | 119.6              | 115.0                                    | 119.7                 | 124.7  | 114.3   | 168.6  | 99.7      | 100.3         | 118.0                  | 100.0     | 117.7                  | 101.6                           | November "            |
| ታህሳስ 2005          | 120.2         | 119.6                            | 120.7              | 115.2                                    | 121.8                 | 125.7  | 114.4   | 171.4  | 101.3     | 100.3         | 120.8                  | 100.0     | 119.3                  | 102.0                           | December "            |
| ጥር 2005            | 120.0         | 120.2                            | 119.8              | 115.0                                    | 122.5                 | 123.1  | 114.5   | 168.5  | 104.6     | 100.3         | 121.2                  | 100.0     | 119.8                  | 105.2                           | January 2013          |
| የካቲት 2005          | 121.4         | 123.1                            | 120.2              | 119.1                                    | 121.9                 | 123.2  | 116.5   | 142.4  | 104.4     | 100.3         | 122.9                  | 100.0     | 119.6                  | 112.1                           | February "            |
| መጋቢት 2005          | 122.2         | 124.6                            | 120.5              | 121.2                                    | 124.8                 | 122.3  | 116.2   | 148.7  | 105.1     | 100.0         | 122.3                  | 100.0     | 119.4                  | 110.5                           | March "               |
| ሚያዝያ 2005          | 120.9         | 122.0                            | 120.0              | 119.4                                    | 124.4                 | 121.2  | 117.1   | 149.1  | 106.5     | 100.0         | 125.1                  | 101.0     | 121.1                  | 110.5                           | April "               |
| ግንቦት 2005          | 124.0         | 127.0                            | 121.7              | 122.8                                    | 127.5                 | 122.7  | 117.4   | 150.9  | 103.9     | 100.0         | 123.9                  | 101.0     | 124.0                  | 112.1                           | May "                 |
| ሰኔ 2005            | 125.7         | 127.4                            | 124.3              | 125.6                                    | 129.0                 | 126.2  | 120.1   | 150.2  | 108.1     | 100.0         | 123.1                  | 101.0     | 124.5                  | 113.9                           | June "                |
| 2006               |               |                                  |                    |  |                       |  |   |        |           |               |                        |           |                        |                                 | 2013/2014             |
| ሐምሌ 2005           | 128.2         | 129.4                            | 127.4              | 125.1                                    | 130.3                 | 132.5  | 120.8   | 151.9  | 110.9     | 100.0         | 124.6                  | 101.0     | 125.3                  | 113.3                           | July 2013             |
| ክሐሴ 2005           | 128.3         | 130.5                            | 126.6              | 124.8                                    | 129.8                 | 130.5  | 120.0   | 151.9  | 111.4     | 100.0         | 125.1                  | 101.0     | 127.5                  | 114.3                           | August "              |
| መስከረም 2006         | 130.6         | 131.8                            | 129.7              | 126.7                                    | 131.8                 | 136.5  | 120.0   | 156.1  | 110.6     | 100.0         | 125.9                  | 101.0     | 128.0                  | 113.0                           | September "           |
| ጥቅምት 2006          | 131.4         | 131.9                            | 130.9              | 125.9                                    | 131.4                 | 139.2  | 120.6   | 159.1  | 111.0     | 100.0         | 125.7                  | 101.0     | 128.1                  | 113.7                           | October "             |
| ዳር 2006            | 131.0         | 129.4                            | 132.2              | 126.2                                    | 133.0                 | 141.1  | 121.9   | 158.8  | 109.2     | 100.0         | 127.8                  | 101.0     | 129.2                  | 114.8                           | November "            |
| ታህሳስ 2006          | 130.3         | 127.7                            | 132.2              | 127.4                                    | 134.0                 | 140.6  | 121.2   | 163.3  | 106.2     | 100.0         | 128.5                  | 101.0     | 129.5                  | 115.4                           | December "            |
| ጥር 2006            | 132.2         | 131.8                            | 132.6              | 129.1                                    | 135.9                 | 139.7  | 124.1   | 163.9  | 102.7     | 100.0         | 126.2                  | 101.0     | 130.6                  | 115.7                           | January 2014          |
| የካቲት 2006          | 132.3         | 129.2                            | 134.6              | 127.6                                    | 137.5                 | 143.7  | 124.8   | 166.1  | 107.5     | 100.0         | 126.3                  | 101.0     | 131.2                  | 115.2                           | February "            |
| መጋቢት 2006          | 134.3         | 132.5                            | 135.7              | 130.1                                    | 137.3                 | 145.4  | 125.7   | 165.6  | 105.3     | 100.0         | 126.8                  | 101.0     | 131.3                  | 115.5                           | March "               |
| ሚያዝያ 2006          | 136.0         | 135.6                            | 136.3              | 134.1                                    | 138.9                 | 144.4  | 127.4   | 166.2  | 108.2     | 100.0         | 126.6                  | 101.0     | 131.8                  | 115.8                           | April "               |

ሠንጠረዥ 12ሀ፣ ጠቅላላ የሽያጭ ዋጋ መመዘኛ ኢንዱስትሪ ቢሮ የተካተቱ ክፍሎች ለሰማሌ ክልላዊ መንግስት

ታህሳስ 2004 =100

Table 12a: General Consumer Price Index and Its Components for Somali Regional State

December 2011 = 100

| ወርና ዓመት            | ጠቅላላ ኢንዱስትሪ   | ምግብና አልኮሎል ያልሆኑ መጠጦች             | ምግብ ነክ ያልሆኑ ኢንዱስትሪ | Non-food Consumer Price Index Components |                       |  |   |        |           |               |                        |           |                        |                                 | ወርና ዓመት               |
|--------------------|---------------|----------------------------------|--------------------|--|-----------------------|--|---|--------|-----------|---------------|------------------------|-----------|------------------------|---------------------------------|-----------------------|
|                    |               |                                  |                    | መጠጥ ሲጃራና ትምብሆ                            | ልሳክና መሜሚያ             | የቤት ቢራይና የቤት መሥሪያ ስቃዎች፣ውሃ፣ ነጻጅናሃይል               | የቤት ስቃዎች የቤት ግንባራዎች የቤት ቁሳቁስና የቤተ ሠራተኞች ደመወዝ                          | ሕክምና   | ትራንስፖርት   | መገናኛ          | መዝናኛና ባህል              | ትምህርት     | ሬስቶራንትና ሆቴሎች           | ገለጻ ስቃዎች አገግሎቶች                 |                       |
| Month an Year      | General Index | Food and Non-Alcoholic Beverages | Non-Food Index     | Alcoholic Beverages and Tobacco          | Clothing and Footwear | Housing, Water, Electricity, Gas and Other Fuels | Furnishings, Household Equipment and Routine Maintenance of the House | Health | Transport | Communication | Recreation and Culture | Education | Restaurants and Hotels | Misellaneous Goods and services | Month an Year         |
| ታህሳስ 2004          | 100.0         | 100.0                            | 100.0              | 100.0                                    | 100.0                 | 100.0  | 100.0   | 100.0  | 100.0     | 100.0         | 100.0                  | 100.0     | 100.0                  | 100.0                           | December 2011         |
| ሐምሌ 2004 - ሰኔ 2005 | 116.5         | 115.5                            | 117.7              | 100.2                                    | 121.5                 | 129.0  | 126.2   | 121.0  | 108.5     | 100.0         | 134.6                  | 100.0     | 112.4                  | 121.5                           | July 2012 - June 2013 |
| 2005               |               |                                  |                    |  |                       |  |   |        |           |               |                        |           |                        |                                 | 2012/2013             |
| ሐምሌ 2004           | 110.2         | 110.8                            | 109.5              | 95.6                                     | 110.9                 | 117.2  | 124.8   | 98.7   | 100.0     | 100.0         | 103.0                  | 100.0     | 104.5                  | 108.8                           | July 2012             |
| ክሐሴ 2004           | 111.5         | 113.6                            | 109.0              | 88.5                                     | 118.9                 | 117.9  | 118.9   | 114.6  | 100.0     | 100.0         | 113.2                  | 100.0     | 105.3                  | 116.8                           | August "              |
| መስከረም 2005         | 110.8         | 110.2                            | 111.5              | 91.5                                     | 118.6                 | 122.8  | 121.0   | 103.6  | 100.0     | 100.0         | 118.9                  | 100.0     | 107.1                  | 118.0                           | September "           |
| ጥቅምት 2005          | 118.0         | 117.0                            | 119.3              | 94.3                                     | 122.2                 | 138.7  | 126.4   | 116.1  | 110.3     | 100.0         | 140.8                  | 100.0     | 114.5                  | 115.6                           | October "             |
| ዳር 2005            | 117.3         | 116.4                            | 118.4              | 94.8                                     | 122.2                 | 135.0  | 127.4   | 122.7  | 110.3     | 100.0         | 128.6                  | 100.0     | 112.1                  | 117.0                           | November "            |
| ታህሳስ 2005          | 117.1         | 116.6                            | 117.7              | 95.0                                     | 120.6                 | 132.4  | 129.2   | 126.1  | 110.3     | 100.0         | 140.6                  | 100.0     | 110.1                  | 120.7                           | December "            |
| ጥር 2005            | 116.9         | 117.0                            | 116.7              | 95.3                                     | 123.4                 | 127.7  | 128.0   | 127.2  | 110.3     | 100.0         | 144.1                  | 100.0     | 112.5                  | 121.2                           | January 2013          |
| የካቲት 2005          | 115.3         | 114.2                            | 116.6              | 93.1                                     | 121.8                 | 130.0  | 125.7   | 129.4  | 110.3     | 100.0         | 141.3                  | 100.0     | 113.6                  | 126.8                           | February "            |
| መጋቢት 2005          | 118.0         | 116.5                            | 120.0              | 102.0                                    | 121.2                 | 134.1  | 126.9   | 125.6  | 109.3     | 100.0         | 141.3                  | 100.0     | 111.1                  | 124.9                           | March "               |
| ሚያዝያ 2005          | 120.8         | 118.9                            | 123.1              | 115.1                                    | 122.9                 | 131.4  | 129.5   | 127.5  | 110.3     | 100.0         | 147.7                  | 100.0     | 114.4                  | 122.3                           | April "               |
| ግንቦት 2005          | 120.7         | 116.3                            | 126.3              | 121.1                                    | 127.8                 | 132.2  | 127.6   | 129.9  | 115.6     | 100.0         | 148.0                  | 100.0     | 123.0                  | 131.4                           | May "                 |
| ሰኔ 2005            | 120.9         | 118.2                            | 124.2              | 116.3                                    | 127.1                 | 129.2  | 128.8   | 130.9  | 115.6     | 100.0         | 148.0                  | 100.0     | 120.6                  | 134.3                           | June "                |
| 2006               |               |                                  |                    |  |                       |  |   |        |           |               |                        |           |                        |                                 | 2013/2014             |
| ሐምሌ 2005           | 122.8         | 121.2                            | 124.7              | 113.2                                    | 126.0                 | 132.0  | 131.1   | 132.4  | 115.6     | 100.0         | 151.7                  | 100.0     | 121.5                  | 140.0                           | July 2013             |
| ክሐሴ 2005           | 119.8         | 119.1                            | 120.7              | 100.4                                    | 122.1                 | 135.2  | 123.2   | 133.0  | 115.6     | 100.0         | 154.2                  | 100.0     | 118.9                  | 133.8                           | August "              |
| መስከረም 2006         | 124.4         | 120.0                            | 130.1              | 125.2                                    | 122.9                 | 143.3  | 128.8   | 133.4  | 106.3     | 100.0         | 153.0                  | 100.0     | 122.4                  | 137.2                           | September "           |
| ጥቅምት 2006          | 126.7         | 121.8                            | 133.0              | 125.7                                    | 123.8                 | 147.6  | 133.2   | 130.5  | 126.0     | 100.0         | 151.8                  | 100.0     | 120.9                  | 135.2                           | October "             |
| ዳር 2006            | 128.3         | 123.0                            | 135.1              | 127.1                                    | 123.6                 | 151.3  | 137.8   | 134.7  | 126.0     | 100.0         | 151.8                  | 100.0     | 121.0                  | 134.4                           | November "            |
| ታህሳስ 2006          | 130.3         | 124.0                            | 138.3              | 135.6                                    | 126.3                 | 151.7  | 141.8   | 135.2  | 126.0     | 100.0         | 143.7                  | 100.0     | 123.9                  | 135.2                           | December "            |
| ጥር 2006            | 130.8         | 124.6                            | 138.5              | 133.9                                    | 124.2                 | 155.5  | 141.1   | 132.5  | 126.0     | 100.0         | 143.7                  | 100.0     | 121.6                  | 132.7                           | January 2014          |
| የካቲት 2006          | 132.4         | 123.4                            | 143.7              | 153.3                                    | 121.6                 | 161.7  | 125.7   | 134.8  | 138.1     | 100.0         | 139.6                  | 100.0     | 120.8                  | 134.6                           | February "            |
| መጋቢት 2006          | 135.7         | 126.7                            | 146.9              | 165.8                                    | 121.5                 | 162.1  | 128.0   | 154.3  | 126.0     | 100.0         | 148.0                  | 100.0     | 123.5                  | 135.2                           | March "               |
| ሚያዝያ 2006          | 135.7         | 124.6                            | 149.6              | 171.2                                    | 122.7                 | 164.1  | 130.3   | 156.9  | 126.0     | 100.0         | 142.8                  | 100.0     | 128.5                  | 136.1                           | April "               |

ሠንጠረዥ 13ሀ፣ ጠቅላላ የሽያጭ ዋጋ መመዘኛ ኢንዱስትሪ ቢሮ የተከተቱ ክፍሎች ለትግራይ ክልላዊ መንግስት

ታህሳስ 2004 =100

Table 13a: General Consumer Price Index and Its Components for Tigray Regional State

December 2011 = 100

| ወርና ዓመት            | ጠቅላላ ኢንዱስትሪ   | ምግብና አልኮሎል ያልሆኑ መጠጦች             | ምግብ ነክ ያልሆኑ ኢንዱስትሪ | Non-food Consumer Price Index Components |                       |  |   |        |           |               |                        |           |                        |                                 | Month an Year         |
|--------------------|---------------|----------------------------------|--------------------|--|-----------------------|--|---|--------|-----------|---------------|------------------------|-----------|------------------------|---------------------------------|-----------------------|
|                    |               |                                  |                    | መጠጥ ሲጃራና ትምብሆ                            | ልሳክና መሜሚያ             | የቤት ቢራይና የቤት መሥሪያ ስቃዎች፣ውሃ፣ ነጻጅናሃይል               | የቤት ስቃዎች የቤት ግንባራዎች የቤት ቁሳቁስና የቤተ ሠራተኞች ደመወዝ                          | ሕክምና   | ትራንስፖርት   | መገናኛ          | መዝናኛና ባህል              | ትምህርት     | ሬስቶራንትና ሆቴሎች           | ገለጻ ስቃዎች አገግሎቶች                 |                       |
| Month an Year      | General Index | Food and Non-Alcoholic Beverages | Non-Food Index     | Alcoholic Beverages and Tobacco          | Clothing and Footwear | Housing, Water, Electricity, Gas and Other Fuels | Furnishings, Household Equipment and Routine Maintenance of the House | Health | Transport | Communication | Recreation and Culture | Education | Restaurants and Hotels | Misellaneous Goods and services | Month an Year         |
| ታህሳስ 2004          | 100.0         | 100.0                            | 100.0              | 100.0                                    | 100.0                 | 100.0  | 100.0   | 100.0  | 100.0     | 100.0         | 100.0                  | 100.0     | 100.0                  | 100.0                           | December 2011         |
| ሐምሌ 2004 - ሰኔ 2005 | 120.8         | 121.3                            | 120.3              | 110.1                                    | 124.2                 | 124.1  | 116.1   | 111.5  | 102.2     | 100.0         | 134.4                  | 100.0     | 134.0                  | 112.0                           | July 2012 - June 2013 |
| 2005               |               |                                  |                    |  |                       |  |   |        |           |               |                        |           |                        |                                 | 2012/2013             |
| ሐምሌ 2004           | 115.4         | 118.5                            | 112.3              | 102.2                                    | 113.0                 | 116.9  | 111.4   | 107.0  | 103.4     | 100.0         | 106.9                  | 100.0     | 119.2                  | 106.4                           | July 2012             |
| ክሐሴ 2004           | 118.8         | 122.9                            | 114.7              | 103.4                                    | 115.5                 | 117.7  | 114.4   | 113.6  | 104.0     | 100.0         | 108.3                  | 100.0     | 126.1                  | 108.9                           | August "              |
| መስከረም 2005         | 122.0         | 127.4                            | 116.7              | 105.1                                    | 118.6                 | 119.0  | 113.2   | 113.3  | 103.0     | 100.0         | 117.6                  | 100.0     | 131.2                  | 113.1                           | September "           |
| ጥቅምት 2005          | 120.0         | 121.9                            | 118.1              | 102.9                                    | 121.6                 | 120.1  | 113.6   | 109.5  | 101.6     | 100.0         | 140.3                  | 100.0     | 136.3                  | 110.2                           | October "             |
| ዳር 2005            | 120.7         | 120.6                            | 120.8              | 104.7                                    | 120.5                 | 129.0  | 112.7   | 113.7  | 105.9     | 100.0         | 143.3                  | 100.0     | 134.8                  | 110.5                           | November "            |
| ታህሳስ 2005          | 117.9         | 116.9                            | 118.9              | 110.8                                    | 121.9                 | 120.6  | 114.1   | 108.9  | 102.7     | 100.0         | 139.8                  | 100.0     | 136.3                  | 110.0                           | December "            |
| ጥር 2005            | 116.9         | 117.4                            | 116.4              | 112.5                                    | 125.3                 | 117.1  | 95.3  | 103.3  | 102.4     | 100.0         | 140.5                  | 100.0     | 138.2                  | 112.2                           | January 2013          |
| የካቲት 2005          | 119.1         | 116.3                            | 121.8              | 114.9                                    | 126.6                 | 124.9  | 114.8   | 117.3  | 103.8     | 100.0         | 141.7                  | 100.0     | 136.3                  | 113.5                           | February "            |
| መጋቢት 2005          | 122.5         | 121.1                            | 124.0              | 114.4                                    | 127.2                 | 128.1  | 124.7   | 103.7  | 103.9     | 100.0         | 140.5                  | 100.0     | 136.1                  | 114.4                           | March "               |
| ሚያዝያ 2005          | 123.3         | 120.9                            | 125.7              | 112.9                                    | 129.9                 | 128.9  | 129.3   | 111.8  | 102.3     | 100.0         | 143.5                  | 100.0     | 139.1                  | 115.3                           | April "               |
| ግንቦት 2005          | 124.8         | 124.3                            | 125.3              | 113.9                                    | 134.4                 | 130.6  | 122.9   | 122.2  | 97.8      | 100.0         | 144.2                  | 100.0     | 135.3                  | 113.6                           | May "                 |
| ሰኔ 2005            | 128.4         | 127.8                            | 129.1              | 123.0                                    | 136.2                 | 136.6  | 126.6   | 113.8  | 95.6      | 100.0         | 145.8                  | 100.0     | 139.5                  | 116.2                           | June "                |
| 2006               |               |                                  |                    |  |                       |  |   |        |           |               |                        |           |                        |                                 | 2013/2014             |
| ሐምሌ 2005           | 132.0         | 134.8                            | 129.2              | 120.2                                    | 135.6                 | 134.9  | 126.9   | 111.9  | 96.4      | 100.0         | 151.1                  | 100.0     | 143.0                  | 119.5                           | July 2013             |
| ክሐሴ 2005           | 132.5         | 135.8                            | 129.2              | 119.6                                    | 136.7                 | 134.4  | 128.2   | 111.9  | 94.0      | 100.0         | 150.1                  | 100.0     | 143.4                  | 119.1                           | August "              |
| መስከረም 2006         | 132.9         | 138.1                            | 127.8              | 122.3                                    | 139.8                 | 127.3  | 125.3   | 113.8  | 93.4      | 100.0         | 144.9                  | 100.0     | 147.0                  | 119.6                           | September "           |
| ጥቅምት 2006          | 133.0         | 136.5                            | 129.6              | 125.5                                    | 138.2                 | 132.0  | 126.7   | 117.1  | 106.0     | 100.0         | 145.3                  | 100.0     | 142.7                  | 119.7                           | October "             |
| ዳር 2006            | 131.7         | 132.7                            | 130.6              | 120.7                                    | 142.4                 | 132.7  | 129.3   | 114.0  | 107.0     | 100.0         | 147.2                  | 100.0     | 143.0                  | 119.2                           | November "            |
| ታህሳስ 2006          | 129.1         | 126.6                            | 131.7              | 120.4                                    | 143.0                 | 134.6  | 132.1   | 119.1  | 104.4     | 100.0         | 146.1                  | 100.0     | 144.8                  | 118.8                           | December "            |
| ጥር 2006            | 128.8         | 125.2                            | 132.3              | 122.2                                    | 145.6                 | 135.0  | 132.5   | 121.5  | 103.7     | 100.0         | 148.6                  | 100.0     | 143.5                  | 119.5                           | January 2014          |
| የካቲት 2006          | 130.9         | 124.0                            | 137.7              | 122.7                                    | 143.4                 | 151.0  | 141.8   | 123.1  | 102.9     | 100.0         | 148.7                  | 100.0     | 145.7                  | 114.8                           | February "            |
| መጋቢት 2006          | 130.5         | 124.5                            | 136.3              | 120.4                                    | 144.2                 | 145.9  | 135.0   | 124.6  | 107.9     | 100.0         | 146.0                  | 100.0     | 147.6                  | 119.8                           | March "               |
| ሚያዝያ 2006          | 129.9         | 125.7                            | 134.0              | 121.2                                    | 145.3                 | 135.5  | 139.5   | 126.2  | 105.4     | 100.0         | 147.5                  | 100.0     | 149.3                  | 117.3                           | April "               |



ታህሳስ 2004 =100

Table 1b: General Food Consumer Price Index and Its Components at Country Level

December 2011 = 100

| ወርና ዓመት            | የምግብ ክፍሎች Food Consumer Price Index Components |                   |           |                            |                    |            |                |                               |                           |                                    |                       |
|--------------------|--|-------------------|-----------|----------------------------|--------------------|------------|----------------|-------------------------------|---------------------------|------------------------------------|-----------------------|
|                    | ምግብና አልኮል<br>ያልሆኑ<br>መጠጦች                      | ሳቦና<br>እህል        | ሥጋ        | ወተት<br>ዓይብና<br>ዕንቁላል       | ዘይትና<br>ትባቶች       | ፍሬፍሬ       | አትክልትና<br>ጥሬጥሬ | ስኬር<br>ግርና<br>ቸኩሌት            | ሌሎች ምግቦች                  | አልኮል ያልሆኑ<br>መጠጦች                  |                       |
|                    | Food and Non-Alcoholic Beverages               | Bread and Cereals | Meat (ND) | Milk, cheese and eggs (ND) | Oils and fats (ND) | Fruit (ND) | Vegetables     | Sugar, jam, honey, chocolate. | Food products n.e.c. (ND) | Non-Alcoholic Beverages and coffee | Month an Year         |
| ታህሳስ 2004          | 100.0  | 100.0             | 100.0     | 100.0                      | 100.0              | 100.0      | 100.0          | 100.0                         | 100.0                     | 100.0                              | December 2006         |
| ሐምሌ 2004 - ሰኔ 2005 | 117.6  | 119.4             | 141.0     | 127.8                      | 107.7              | 125.5      | 121.4          | 108.9                         | 117.0                     | 83.0                               | July 2012 - June 2013 |
| 2005               |  |                   |           |                            |                    |            |                |                               |                           |                                    | 2012/2013             |
| ሐምሌ 2004           | 116.0  | 117.6             | 133.2     | 119.5                      | 107.4              | 107.5      | 119.4          | 103.7                         | 120.2                     | 88.7                               | July 2012             |
| ክሐሴ 2004           | 119.3  | 121.9             | 137.6     | 123.1                      | 110.1              | 119.7      | 123.4          | 105.3                         | 120.6                     | 87.6                               | August "              |
| መስከረም 2005         | 121.2  | 123.6             | 141.2     | 119.7                      | 109.7              | 125.1      | 128.0          | 107.0                         | 119.4                     | 88.3                               | September "           |
| ጥቅምት 2005          | 118.4  | 120.8             | 137.5     | 127.0                      | 106.1              | 131.6      | 122.1          | 106.2                         | 119.5                     | 86.8                               | October "             |
| ዳር 2005            | 116.9  | 118.8             | 138.7     | 125.5                      | 105.8              | 133.6      | 120.4          | 106.3                         | 116.2                     | 85.0                               | November "            |
| ታህሳስ 2005          | 115.2  | 116.8             | 139.1     | 125.7                      | 105.1              | 132.9      | 118.4          | 109.3                         | 114.1                     | 82.3                               | December "            |
| ጥር 2005            | 115.8  | 116.4             | 143.0     | 127.4                      | 105.8              | 129.0      | 120.0          | 110.5                         | 113.2                     | 81.8                               | January 2013          |
| የካቲት 2005          | 115.5  | 116.3             | 141.6     | 127.2                      | 105.1              | 127.4      | 119.5          | 111.9                         | 114.4                     | 80.3                               | February "            |
| መጋቢት 2005          | 116.7  | 116.5             | 143.0     | 140.2                      | 107.9              | 129.5      | 121.3          | 111.5                         | 114.1                     | 78.6                               | March "               |
| ሚያዝያ 2005          | 116.4  | 118.6             | 140.6     | 134.4                      | 108.8              | 124.5      | 118.0          | 112.5                         | 116.7                     | 78.4                               | April "               |
| ግንቦት 2005          | 119.7  | 121.1             | 148.4     | 132.3                      | 111.8              | 127.8      | 123.7          | 110.6                         | 118.3                     | 79.6                               | May "                 |
| ሰኔ 2005            | 120.1  | 124.6             | 148.1     | 131.9                      | 108.6              | 117.1      | 122.4          | 112.3                         | 117.5                     | 78.1                               | June "                |
| 2006               |  |                   |           |                            |                    |            |                |                               |                           |                                    | 2013/2014             |
| ሐምሌ 2005           | 122.8  | 127.8             | 149.2     | 135.0                      | 107.6              | 115.8      | 126.5          | 114.3                         | 119.4                     | 79.7                               | July 2013             |
| ክሐሴ 2005           | 123.9  | 130.0             | 147.9     | 136.9                      | 108.3              | 122.2      | 128.3          | 111.3                         | 118.9                     | 78.6                               | August "              |
| መስከረም 2006         | 126.4  | 133.8             | 155.9     | 136.6                      | 109.6              | 125.8      | 128.6          | 115.0                         | 121.8                     | 79.8                               | September "           |
| ጥቅምት 2006          | 127.6  | 138.9             | 153.4     | 139.1                      | 108.8              | 123.0      | 126.7          | 113.3                         | 122.2                     | 80.0                               | October "             |
| ዳር 2006            | 124.8  | 135.7             | 153.0     | 137.6                      | 107.4              | 126.4      | 121.2          | 112.2                         | 121.8                     | 79.0                               | November "            |
| ታህሳስ 2006          | 121.9  | 127.3             | 154.0     | 137.8                      | 107.9              | 124.9      | 122.3          | 112.6                         | 118.6                     | 78.0                               | December "            |
| ጥር 2006            | 121.7  | 120.0             | 157.4     | 143.7                      | 110.1              | 129.0      | 129.3          | 111.1                         | 117.6                     | 78.3                               | January 2014          |
| የካቲት 2006          | 120.9  | 120.5             | 154.7     | 144.7                      | 111.0              | 126.1      | 126.5          | 111.5                         | 118.3                     | 76.1                               | February "            |
| መጋቢት 2006          | 123.8  | 119.6             | 153.9     | 141.7                      | 112.3              | 128.3      | 135.8          | 112.2                         | 121.0                     | 83.4                               | March "               |
| ሚያዝያ 2006          | 125.8  | 121.5             | 157.4     | 142.3                      | 115.1              | 126.6      | 134.6          | 112.9                         | 125.5                     | 91.5                               | April "               |
|                    | 8.0  | 2.5               | 12.0      | 5.8                        | 5.8                | 1.6        | 14.1           | 0.4                           | 7.6                       | 16.6                               |                       |

ሠንጠረዥ 2ለ፡- የምግብና አሳታይ ያልሆኑ መጠጦች ዋጋ መመዘኛ ኢንዱስትሪ ማጠቃለያ በአገር አቀፍ እና በክልሎች ደረጃ

ታህሳስ 2004 =100

Table 2b: Summary of Consumer Price Indices of Food and Non-Alcoholic Beverages at Country and Regional Levels

December 2011 = 100

| ወርና ዓመት            |       |       |       |        |         |        |         |        |        |       |         |        | Month an Year |                       |
|--------------------|-------|-------|-------|--------|---------|--------|---------|--------|--------|-------|---------|--------|---------------|-----------------------|
|                    | Eth.  | A.A.  | Afar  | Amhara | B.Gumuz | D.Dawa | Gambela | Harari | Oromia | SNNP  | Somalia | Tigray |               |                       |
| ታህሳስ 2004          | 100.0 | 100.0 | 100.0 | 100.0  | 100.0   | 100.0  | 100.0   | 100.0  | 100.0  | 100.0 | 100.0   | 100.0  | 100.0         | December 2006         |
| ሐምሌ 2004 - ሰኔ 2005 | 117.6 | 119.3 | 116.4 | 120.0  | 107.5   | 111.8  | 114.8   | 119.0  | 115.6  | 123.2 | 115.5   | 121.3  |               | July 2012 - June 2013 |
| 2005               |       |       |       |        |         |        |         |        |        |       |         |        |               | 2012/2013             |
| ሐምሌ 2004           | 116.0 | 117.9 | 112.3 | 117.3  | 108.9   | 108.4  | 117.0   | 117.7  | 114.5  | 120.0 | 110.8   | 118.5  |               | July 2012             |
| ነሐሴ 2004           | 119.3 | 121.9 | 119.3 | 120.7  | 111.9   | 112.9  | 121.8   | 118.1  | 117.8  | 122.2 | 113.6   | 122.9  |               | August "              |
| መስከረም 2005         | 121.2 | 123.3 | 122.0 | 122.2  | 112.0   | 115.5  | 115.6   | 117.6  | 118.6  | 127.0 | 110.2   | 127.4  |               | September "           |
| ጥቅምት 2005          | 118.4 | 120.3 | 120.7 | 120.2  | 113.0   | 111.4  | 112.3   | 119.4  | 116.5  | 123.5 | 117.0   | 121.9  |               | October "             |
| ዳር 2005            | 116.9 | 118.4 | 118.6 | 119.5  | 107.2   | 112.2  | 113.0   | 120.9  | 114.4  | 121.8 | 116.4   | 120.6  |               | November "            |
| ታህሳስ 2005          | 115.2 | 117.7 | 114.4 | 118.1  | 108.2   | 112.9  | 112.2   | 117.8  | 113.7  | 119.6 | 116.6   | 116.9  |               | December "            |
| ጥር 2005            | 115.8 | 118.1 | 114.0 | 119.2  | 105.5   | 110.8  | 111.1   | 117.5  | 114.1  | 120.2 | 117.0   | 117.4  |               | January 2013          |
| የካቲት 2005          | 115.5 | 116.2 | 112.7 | 117.5  | 106.1   | 108.9  | 110.2   | 115.1  | 114.0  | 123.1 | 114.2   | 116.3  |               | February "            |
| መጋቢት 2005          | 116.7 | 116.0 | 114.8 | 119.0  | 103.0   | 109.2  | 112.3   | 115.4  | 115.3  | 124.6 | 116.5   | 121.1  |               | March "               |
| ሚያዝያ 2005          | 116.4 | 117.2 | 117.1 | 121.1  | 99.8    | 110.3  | 117.1   | 118.8  | 114.1  | 122.0 | 118.9   | 120.9  |               | April "               |
| ግንቦት 2005          | 119.7 | 122.1 | 113.0 | 121.9  | 105.0   | 112.5  | 115.1   | 121.7  | 117.0  | 127.0 | 116.3   | 124.3  |               | May "                 |
| ሰኔ 2005            | 120.1 | 123.1 | 117.8 | 123.0  | 109.1   | 116.2  | 119.3   | 128.2  | 116.8  | 127.4 | 118.2   | 127.8  |               | June "                |
| 2006               |       |       |       |        |         |        |         |        |        |       |         |        |               | 2013/2014             |
| ሐምሌ 2005           | 122.8 | 125.3 | 123.1 | 125.1  | 111.9   | 121.5  | 120.6   | 136.4  | 119.1  | 129.4 | 121.2   | 134.8  |               | July 2013             |
| ነሐሴ 2005           | 123.9 | 124.4 | 124.1 | 126.5  | 112.1   | 121.2  | 122.4   | 130.8  | 121.1  | 130.5 | 119.1   | 135.8  |               | August "              |
| መስከረም 2006         | 126.4 | 128.3 | 127.1 | 129.3  | 119.1   | 123.5  | 123.3   | 129.6  | 123.7  | 131.8 | 120.0   | 138.1  |               | September "           |
| ጥቅምት 2006          | 127.6 | 126.1 | 127.0 | 129.2  | 123.3   | 123.9  | 124.5   | 133.7  | 127.3  | 131.9 | 121.8   | 136.5  |               | October "             |
| ዳር 2006            | 124.8 | 123.5 | 125.5 | 125.6  | 121.7   | 121.6  | 125.2   | 132.2  | 125.1  | 129.4 | 123.0   | 132.7  |               | November "            |
| ታህሳስ 2006          | 121.9 | 122.0 | 121.5 | 123.2  | 119.8   | 119.8  | 120.6   | 128.9  | 121.3  | 127.7 | 124.0   | 126.6  |               | December "            |
| ጥር 2006            | 121.7 | 122.0 | 119.5 | 123.3  | 115.2   | 117.5  | 123.1   | 129.1  | 119.2  | 131.8 | 124.6   | 125.2  |               | January 2014          |
| የካቲት 2006          | 120.9 | 121.7 | 124.6 | 122.9  | 109.4   | 116.6  | 119.1   | 129.6  | 120.5  | 129.2 | 123.4   | 124.0  |               | February "            |
| መጋቢት 2006          | 123.8 | 123.5 | 123.8 | 125.6  | 110.0   | 118.2  | 125.6   | 128.6  | 123.4  | 132.5 | 126.7   | 124.5  |               | March "               |
| ሚያዝያ 2006          | 125.8 | 124.5 | 126.3 | 126.5  | 110.8   | 119.4  | 127.6   | 131.1  | 124.1  | 135.6 | 124.6   | 125.7  |               | April "               |
|                    | 8.0   | 6.3   | 7.8   | 4.5    | 11.0    | 8.2    | 9.0     | 10.3   | 8.8    | 11.2  | 4.7     | 4.0    |               |                       |

ታህሳስ 2004 = 100

Table 3b: General Food Consumer Price Index and Its Components for Addis Ababa City Administration

December 2011 = 100

| ወርና ዓመት            | የምግብ ክፍሎች Food Consumer Price Index Components |                   |           |                            |                    |            |            |                               |                           |                                    |                       |
|--------------------|--|-------------------|-----------|----------------------------|--------------------|------------|------------|-------------------------------|---------------------------|------------------------------------|-----------------------|
|                    | ምግብና አልኮል                                      | ሳጥና               | ሥጋ        | ወተት                        | ዘይትና               | ፍሬፍሬ       | አትክልትና     | ሰኘር                           | ሌሎች ምግቦች                  | አልኮል ያልሆኑ መጠጦች                     |                       |
|                    | የልሆኑ መጠጦች                                      | አሀል               |           | ዓይብና ዕንቁላል                 | ትባቶች               |            | ጥሬጥሬ       | ግርና ቸኮሌት                      |                           |                                    | Month an Year         |
| Month an Year      | Food and Non-Alcoholic Beverages               | Bread and Cereals | Meat (ND) | Milk, cheese and eggs (ND) | Oils and fats (ND) | Fruit (ND) | Vegetables | Sugar, jam, honey, chocolate. | Food products n.e.c. (ND) | Non-Alcoholic Beverages and Coffee | Month an Year         |
| ታህሳስ 2004          | 100.0  | 100.0             | 100.0     | 100.0                      | 100.0              | 100.0      | 100.0      | 100.0                         | 100.0                     | 100.0                              | December 2006         |
| ሐምሌ 2004 - ሰኔ 2005 | 119.3  | 128.1             | 133.8     | 127.0                      | 108.7              | 130.1      | 119.9      | 100.1                         | 97.2                      | 89.8                               | July 2012 - June 2013 |
| 2005               |  |                   |           |                            |                    |            |            |                               |                           |                                    | 2012/2013             |
| ሐምሌ 2004           | 117.9  | 119.1             | 128.1     | 116.2                      | 107.1              | 111.7      | 125.2      | 100.2                         | 116.6                     | 95.4                               | July 2012             |
| ክሐሴ 2004           | 121.9  | 127.6             | 134.3     | 119.6                      | 106.9              | 123.1      | 128.6      | 100.2                         | 112.4                     | 93.1                               | August "              |
| መስከረም 2005         | 123.3  | 129.9             | 133.6     | 121.6                      | 107.4              | 127.6      | 134.5      | 100.1                         | 105.5                     | 93.3                               | September "           |
| ጥቅምት 2005          | 120.3  | 130.1             | 128.7     | 126.9                      | 107.1              | 121.9      | 126.4      | 100.1                         | 95.8                      | 91.6                               | October "             |
| ዳር 2005            | 118.4  | 130.4             | 128.2     | 126.3                      | 106.7              | 122.9      | 117.7      | 100.2                         | 95.9                      | 91.9                               | November "            |
| ታህሳስ 2005          | 117.7  | 128.1             | 128.7     | 126.3                      | 106.3              | 124.3      | 116.7      | 100.1                         | 97.5                      | 91.8                               | December "            |
| ጥር 2005            | 118.1  | 126.6             | 136.4     | 130.6                      | 108.3              | 131.6      | 115.1      | 100.1                         | 93.0                      | 89.7                               | January 2013          |
| የካቲት 2005          | 116.2  | 128.3             | 137.0     | 129.9                      | 108.0              | 135.6      | 103.5      | 100.2                         | 91.9                      | 89.2                               | February "            |
| መጋቢት 2005          | 116.0  | 127.6             | 135.5     | 130.9                      | 109.8              | 138.9      | 104.4      | 100.1                         | 90.5                      | 86.6                               | March "               |
| ሚያዝያ 2005          | 117.2  | 128.0             | 133.8     | 130.3                      | 111.0              | 143.9      | 110.7      | 100.1                         | 90.5                      | 84.4                               | April "               |
| ግንቦት 2005          | 122.1  | 130.3             | 143.9     | 132.4                      | 113.0              | 141.8      | 122.9      | 100.2                         | 88.4                      | 85.1                               | May "                 |
| ሰኔ 2005            | 123.1  | 130.5             | 136.8     | 132.6                      | 112.6              | 138.3      | 133.1      | 100.2                         | 88.8                      | 84.9                               | June "                |
| 2006               |  |                   |           |                            |                    |            |            |                               |                           |                                    | 2013/2014             |
| ሐምሌ 2005           | 125.3  | 133.4             | 140.7     | 133.7                      | 112.3              | 138.7      | 134.9      | 100.3                         | 92.2                      | 87.0                               | July 2013             |
| ክሐሴ 2004           | 124.4  | 132.6             | 137.5     | 134.9                      | 112.0              | 143.8      | 132.9      | 100.2                         | 95.5                      | 86.4                               | August "              |
| መስከረም 2006         | 128.3  | 135.0             | 144.3     | 136.3                      | 112.4              | 139.2      | 141.1      | 100.1                         | 100.3                     | 86.4                               | September "           |
| ጥቅምት 2006          | 126.1  | 138.0             | 140.6     | 135.9                      | 111.9              | 133.0      | 127.5      | 100.3                         | 104.2                     | 86.8                               | October "             |
| ዳር 2006            | 123.5  | 137.8             | 140.8     | 135.1                      | 111.5              | 134.2      | 116.0      | 100.3                         | 101.1                     | 87.7                               | November "            |
| ታህሳስ 2006          | 122.0  | 133.5             | 139.3     | 132.5                      | 111.3              | 132.2      | 119.6      | 100.5                         | 94.2                      | 87.6                               | December "            |
| ጥር 2006            | 122.0  | 128.1             | 148.4     | 135.6                      | 112.5              | 135.4      | 121.0      | 100.6                         | 90.3                      | 87.7                               | January 2014          |
| የካቲት 2006          | 121.7  | 126.8             | 143.8     | 136.8                      | 111.6              | 150.2      | 124.9      | 100.6                         | 89.6                      | 88.2                               | February "            |
| መጋቢት 2006          | 123.5  | 125.6             | 140.7     | 131.5                      | 111.0              | 150.2      | 134.9      | 100.6                         | 97.3                      | 91.4                               | March "               |
| ሚያዝያ 2006          | 124.5  | 126.3             | 147.0     | 134.3                      | 113.0              | 146.9      | 127.5      | 106.8                         | 105.2                     | 95.9                               | April "               |

Table 4b: Consumer Price Index of Total Food and Its Components for Afar Regional State

December 2011 = 100

| ወርና ዓመት            | የምግብ ክፍሎች Food Consumer Price Index Components |                   |           |                            |                    |            |            |                               |                           |                                    |                       |
|--------------------|--|-------------------|-----------|----------------------------|--------------------|------------|------------|-------------------------------|---------------------------|------------------------------------|-----------------------|
|                    | ምግብና አልኮል                                      | ሳቦና               | ሥጋ        | ወተት                        | ዘይትና               | ፍሬፍሬ       | እትክልትና     | ሰኘር                           | ሌሎች ምግቦች                  | አልኮል ያልሆኑ መጠጦች                     |                       |
|                    | ያልሆኑ መጠጦች                                      | እሀላ               |           | ዓይብና ዕንቁላል                 | ትባቶች               |            | ጥሬጥሬ       | ግርና ቸኮሌት                      |                           |                                    | Month an Year         |
| Month an Year      | Food and Non-Alcoholic Beverages               | Bread and Cereals | Meat (ND) | Milk, cheese and eggs (ND) | Oils and fats (ND) | Fruit (ND) | Vegetables | Sugar, jam, honey, chocolate. | Food products n.e.c. (ND) | Non-Alcoholic Beverages and coffee | Month an Year         |
| ታህሳስ 2004          | 100.0  | 100.0             | 100.0     | 100.0                      | 100.0              | 100.0      | 100.0      | 100.0                         | 100.0                     | 100.0                              | December 2006         |
| ሐምሌ 2004 - ሰኔ 2005 | 116.4  | 113.5             | 166.9     | 130.8                      | 102.6              | 117.3      | 124.3      | 117.0                         | 105.6                     | 93.6                               | July 2012 - June 2013 |
| 2005               |  |                   |           |                            |                    |            |            |                               |                           |                                    | 2012/2013             |
| ሐምሌ 2004           | 112.3  | 110.8             | 156.5     | 106.2                      | 102.0              | 105.1      | 134.1      | 115.6                         | 118.2                     | 102.6                              | July 2012             |
| ክሐሴ 2004           | 119.3  | 115.4             | 157.1     | 130.9                      | 102.5              | 110.1      | 140.6      | 118.0                         | 110.6                     | 97.8                               | August "              |
| መስከረም 2005         | 122.0  | 116.6             | 166.3     | 134.1                      | 102.1              | 112.9      | 153.2      | 120.8                         | 106.1                     | 100.3                              | September "           |
| ጥቅምት 2005          | 120.7  | 117.6             | 148.2     | 134.0                      | 102.0              | 110.0      | 142.7      | 114.4                         | 106.9                     | 99.3                               | October "             |
| ዳር 2005            | 118.6  | 116.6             | 160.9     | 134.0                      | 101.4              | 114.5      | 127.2      | 111.7                         | 106.1                     | 96.8                               | November "            |
| ታህሳስ 2005          | 114.4  | 111.4             | 154.1     | 133.2                      | 101.3              | 110.4      | 114.7      | 112.6                         | 105.8                     | 92.2                               | December "            |
| ጥር 2005            | 114.0  | 111.2             | 163.8     | 135.4                      | 101.2              | 115.4      | 107.8      | 114.1                         | 106.7                     | 88.1                               | January 2013          |
| የካቲት 2005          | 112.7  | 110.6             | 162.1     | 128.0                      | 100.9              | 117.5      | 105.7      | 118.4                         | 111.8                     | 89.8                               | February "            |
| መጋቢት 2005          | 114.8  | 110.7             | 170.5     | 134.2                      | 101.3              | 119.7      | 107.6      | 119.9                         | 112.0                     | 93.6                               | March "               |
| ሚያዝያ 2005          | 117.1  | 113.9             | 173.5     | 138.3                      | 103.9              | 124.0      | 108.0      | 120.3                         | 111.8                     | 91.7                               | April "               |
| ግንቦት 2005          | 113.0  | 112.1             | 198.5     | 125.9                      | 105.5              | 133.6      | 117.5      | 118.2                         | 87.0                      | 84.2                               | May "                 |
| ሰኔ 2005            | 117.8  | 115.3             | 191.0     | 135.1                      | 106.6              | 133.8      | 132.1      | 120.3                         | 84.8                      | 86.3                               | June "                |
| 2006               |  |                   |           |                            |                    |            |            |                               |                           |                                    | 2013/2014             |
| ሐምሌ 2005           | 123.1  | 121.1             | 182.1     | 137.9                      | 103.9              | 128.4      | 160.1      | 120.4                         | 86.1                      | 85.0                               | July 2013             |
| ክሐሴ 2004           | 124.1  | 122.8             | 184.9     | 136.8                      | 102.7              | 131.1      | 155.2      | 121.8                         | 101.2                     | 85.5                               | August "              |
| መስከረም 2006         | 127.1  | 124.5             | 191.7     | 144.5                      | 106.1              | 129.0      | 159.8      | 120.4                         | 101.5                     | 84.8                               | September "           |
| ጥቅምት 2006          | 127.0  | 129.1             | 185.1     | 152.7                      | 105.2              | 128.6      | 126.0      | 119.9                         | 101.2                     | 83.2                               | October "             |
| ዳር 2006            | 125.5  | 132.6             | 185.6     | 141.8                      | 103.7              | 129.7      | 113.8      | 119.3                         | 106.0                     | 86.5                               | November "            |
| ታህሳስ 2006          | 121.5  | 123.2             | 174.2     | 141.3                      | 104.2              | 138.1      | 109.6      | 122.3                         | 104.9                     | 91.7                               | December "            |
| ጥር 2006            | 119.5  | 123.2             | 195.3     | 128.8                      | 105.8              | 139.2      | 115.3      | 122.3                         | 99.5                      | 90.1                               | January 2014          |
| የካቲት 2006          | 124.6  | 123.7             | 185.6     | 148.9                      | 105.0              | 138.3      | 119.9      | 122.1                         | 104.0                     | 92.4                               | February "            |
| መጋቢት 2006          | 123.8  | 119.9             | 186.3     | 151.3                      | 106.5              | 138.9      | 124.5      | 118.4                         | 100.8                     | 92.6                               | March "               |
| ሚያዝያ 2006          | 126.3  | 120.4             | 192.2     | 148.8                      | 109.2              | 141.9      | 132.2      | 117.4                         | 118.9                     | 99.8                               | April "               |

Table 5b: Consumer Price Index of Total Food and Its Components for Amhara Regional State

December 2011 = 100

| ወርና ዓመት            | የምግብ ክፍሎች<br>Food Consumer Price Index Components |                   |           |                            |                    |            |                |                               |                           |                                    |                       |
|--------------------|---|-------------------|-----------|----------------------------|--------------------|------------|----------------|-------------------------------|---------------------------|------------------------------------|-----------------------|
|                    | ምግብና አልኮል<br>ያልሆኑ<br>መጠጦች                         | ሳቦና<br>እህል        | ሥጋ        | ወተት<br>ዓይብና<br>ዕንቁላል       | ዘይትና<br>ትባቶች       | ፍራፍሬ       | እትክልትና<br>ጥራጥሬ | ስኳር<br>ግርና<br>ቸኩሌት            | ሌሎች ምግቦች                  | አልኮል ያልሆኑ<br>መጠጦች                  |                       |
|                    | Food and Non-Alcoholic Beverages                  | Bread and Cereals | Meat (ND) | Milk, cheese and eggs (ND) | Oils and fats (ND) | Fruit (ND) | Vegetables     | Sugar, jam, honey, chocolate. | Food products n.e.c. (ND) | Non-Alcoholic Beverages and Coffee | Month an Year         |
| ታህሳስ 2004          | 100.0   | 100.0             | 100.0     | 100.0                      | 100.0              | 100.0      | 100.0          | 100.0                         | 100.0                     | 100.0                              | December 2006         |
| ሐምሌ 2004 - ሰኔ 2005 | 120.0   | 123.8             | 138.2     | 131.0                      | 107.5              | 131.4      | 107.5          | 99.5                          | 140.7                     | 85.3                               | July 2012 - June 2013 |
| 2005               |   |                   |           |                            |                    |            |                |                               |                           |                                    | 2012/2013             |
| ሐምሌ 2004           | 117.3   | 118.6             | 131.7     | 112.2                      | 107.0              | 111.0      | 110.6          | 99.6                          | 133.5                     | 91.8                               | July 2012             |
| ክሐሴ 2004           | 120.7   | 123.1             | 135.4     | 111.9                      | 109.3              | 114.2      | 113.5          | 99.9                          | 139.0                     | 89.4                               | August "              |
| መስከረም 2005         | 122.2   | 126.4             | 139.6     | 115.4                      | 108.6              | 117.7      | 116.8          | 99.6                          | 134.6                     | 88.3                               | September "           |
| ጥቅምት 2005          | 120.2   | 124.3             | 136.6     | 127.6                      | 106.2              | 133.9      | 106.6          | 99.2                          | 142.6                     | 89.0                               | October "             |
| ዳር 2005            | 119.5   | 124.6             | 137.0     | 132.2                      | 106.1              | 132.3      | 107.4          | 99.8                          | 136.9                     | 86.5                               | November "            |
| ታህሳስ 2005          | 118.1   | 122.2             | 136.1     | 132.5                      | 104.8              | 138.9      | 106.5          | 99.6                          | 136.2                     | 84.4                               | December "            |
| ጥር 2005            | 119.2   | 122.4             | 140.3     | 131.1                      | 104.8              | 134.8      | 108.4          | 99.6                          | 137.3                     | 84.5                               | January 2013          |
| የካቲት 2005          | 117.5   | 121.0             | 138.9     | 140.4                      | 104.8              | 140.8      | 101.5          | 99.4                          | 141.4                     | 81.8                               | February "            |
| መጋቢት 2005          | 119.0   | 122.8             | 138.6     | 142.1                      | 106.2              | 139.9      | 104.9          | 99.3                          | 140.3                     | 83.8                               | March "               |
| ሚያዝያ 2005          | 121.1   | 124.5             | 141.1     | 139.5                      | 108.8              | 139.4      | 105.8          | 99.5                          | 147.6                     | 80.7                               | April "               |
| ግንቦት 2005          | 121.9   | 126.9             | 142.8     | 142.0                      | 112.1              | 138.0      | 103.7          | 99.6                          | 148.5                     | 80.9                               | May "                 |
| ሰኔ 2005            | 123.0   | 129.0             | 139.9     | 145.3                      | 111.3              | 136.0      | 104.6          | 99.1                          | 150.6                     | 82.8                               | June "                |
| 2006               |   |                   |           |                            |                    |            |                |                               |                           |                                    | 2013/2014             |
| ሐምሌ 2005           | 125.1   | 132.2             | 142.6     | 144.5                      | 110.6              | 132.2      | 106.2          | 99.3                          | 153.8                     | 82.6                               | July 2013             |
| ክሐሴ 2004           | 126.5   | 135.2             | 144.0     | 138.7                      | 110.1              | 152.2      | 110.3          | 99.4                          | 151.2                     | 78.7                               | August "              |
| መስከረም 2006         | 129.3   | 137.9             | 149.6     | 147.7                      | 110.4              | 148.2      | 111.8          | 99.4                          | 154.7                     | 83.3                               | September "           |
| ጥቅምት 2006          | 129.2   | 144.7             | 145.6     | 147.6                      | 109.6              | 151.0      | 105.4          | 99.3                          | 153.7                     | 82.7                               | October "             |
| ዳር 2006            | 125.6   | 139.2             | 143.4     | 145.5                      | 108.4              | 150.9      | 100.1          | 99.0                          | 152.7                     | 82.8                               | November "            |
| ታህሳስ 2006          | 123.2   | 129.0             | 146.0     | 146.2                      | 111.6              | 154.3      | 104.2          | 99.7                          | 148.2                     | 82.6                               | December "            |
| ጥር 2006            | 123.3   | 125.1             | 151.2     | 147.1                      | 109.5              | 158.8      | 107.5          | 100.2                         | 148.1                     | 84.0                               | January 2014          |
| የካቲት 2006          | 122.9   | 123.5             | 145.2     | 153.6                      | 109.0              | 148.8      | 109.2          | 100.0                         | 149.7                     | 82.8                               | February "            |
| መጋቢት 2006          | 125.6   | 122.0             | 146.7     | 141.3                      | 109.9              | 147.3      | 120.1          | 99.8                          | 152.4                     | 83.3                               | March "               |
| ሚያዝያ 2006          | 126.5   | 124.3             | 151.5     | 141.1                      | 113.1              | 154.5      | 114.5          | 100.2                         | 155.4                     | 88.5                               | April "               |

Table 6b: Consumer Price Index of Total Food and Its Components for Benishangul-Gumuz Regional State

December 2011 = 100

| ወርና ዓመት            | የምግብ ክፍሎች Food Consumer Price Index Components |                   |           |                            |                    |            |                |                               |                           |                                    |                       |
|--------------------|--|-------------------|-----------|----------------------------|--------------------|------------|----------------|-------------------------------|---------------------------|------------------------------------|-----------------------|
|                    | ምግብና አልኮል<br>ያልሆኑ<br>መጠጦች                      | ላህል<br>አህል        | ሥጋ        | ወተት<br>ዓይብና<br>ዕንቁላል       | ዘይትና<br>ትካቶች       | ፍሬፍሬ       | እትክልትና<br>ጥሬጥሬ | ሰኘር<br>ግርና<br>ቸኩሌት            | ሌሎች ምግቦች                  | አልኮል ያልሆኑ<br>መጠጦች                  |                       |
|                    | Food and Non-Alcoholic Beverages               | Bread and Cereals | Meat (ND) | Milk, cheese and eggs (ND) | Oils and fats (ND) | Fruit (ND) | Vegetables     | Sugar, jam, honey, chocolate. | Food products n.e.c. (ND) | Non-Alcoholic Beverages and Coffee | Month an Year         |
| ታህሳስ 2004          | 100.0  | 100.0             | 100.0     | 100.0                      | 100.0              | 100.0      | 100.0          | 100.0                         | 100.0                     | 100.0                              | December 2006         |
| ሐምሌ 2004 - ሰኔ 2005 | 107.5  | 102.8             | 134.7     | 126.9                      | 112.2              | 174.6      | 101.4          | 108.5                         | 128.9                     | 75.4                               | July 2012 - June 2013 |
| 2005               |  |                   |           |                            |                    |            |                |                               |                           |                                    | 2012/2013             |
| ሐምሌ 2004           | 108.9  | 102.9             | 129.3     | 108.3                      | 111.4              | 172.6      | 109.5          | 110.2                         | 130.5                     | 77.2                               | July 2012             |
| ክሐሴ 2004           | 111.9  | 107.3             | 129.2     | 105.7                      | 105.2              | 176.9      | 118.4          | 110.2                         | 128.4                     | 76.7                               | August "              |
| መስከረም 2005         | 112.0  | 106.5             | 137.2     | 109.7                      | 105.4              | 160.7      | 118.8          | 109.8                         | 123.3                     | 77.4                               | September "           |
| ጥቅምት 2005          | 113.0  | 110.2             | 130.7     | 114.1                      | 105.7              | 181.5      | 115.3          | 110.2                         | 131.6                     | 77.0                               | October "             |
| ዳር 2005            | 107.2  | 104.3             | 135.0     | 111.9                      | 113.4              | 180.5      | 97.8           | 110.4                         | 128.3                     | 76.0                               | November "            |
| ታህሳስ 2005          | 108.2  | 105.9             | 133.2     | 123.6                      | 117.6              | 177.3      | 97.7           | 110.0                         | 130.0                     | 76.5                               | December "            |
| ጥር 2005            | 105.5  | 98.4              | 133.6     | 133.5                      | 126.3              | 174.2      | 98.3           | 109.0                         | 125.0                     | 74.7                               | January 2013          |
| የካቲት 2005          | 106.1  | 101.6             | 141.2     | 131.4                      | 119.2              | 171.3      | 90.3           | 109.4                         | 132.4                     | 76.0                               | February "            |
| መጋቢት 2005          | 103.0  | 96.4              | 144.4     | 147.4                      | 109.1              | 190.4      | 88.1           | 106.4                         | 130.1                     | 72.6                               | March "               |
| ሚያዝያ 2005          | 99.8   | 92.0              | 132.4     | 142.7                      | 109.2              | 159.0      | 87.3           | 104.7                         | 128.7                     | 74.9                               | April "               |
| ግንቦት 2005          | 105.0  | 99.5              | 135.7     | 145.6                      | 113.2              | 184.5      | 94.8           | 105.1                         | 129.2                     | 72.8                               | May "                 |
| ሰኔ 2005            | 109.1  | 108.3             | 134.0     | 149.1                      | 110.3              | 166.1      | 99.8           | 106.8                         | 128.8                     | 73.4                               | June "                |
| 2006               |  |                   |           |                            |                    |            |                |                               |                           |                                    | 2013/2014             |
| ሐምሌ 2005           | 111.9  | 114.5             | 135.9     | 153.4                      | 108.3              | 124.6      | 102.6          | 106.0                         | 129.7                     | 72.5                               | July 2013             |
| ክሐሴ 2004           | 112.1  | 118.3             | 137.3     | 149.1                      | 110.2              | 160.3      | 102.3          | 102.2                         | 116.0                     | 72.0                               | August "              |
| መስከረም 2006         | 119.1  | 133.6             | 139.7     | 144.0                      | 110.3              | 168.5      | 103.4          | 107.8                         | 121.3                     | 73.7                               | September "           |
| ጥቅምት 2006          | 123.3  | 138.7             | 141.5     | 152.7                      | 114.0              | 155.5      | 107.3          | 102.1                         | 129.4                     | 74.4                               | October "             |
| ዳር 2006            | 121.7  | 142.7             | 140.3     | 138.1                      | 110.2              | 191.2      | 93.6           | 106.4                         | 128.2                     | 79.6                               | November "            |
| ታህሳስ 2006          | 119.8  | 135.8             | 143.0     | 141.4                      | 107.0              | 184.5      | 95.5           | 107.4                         | 130.2                     | 78.8                               | December "            |
| ጥር 2006            | 115.2  | 121.4             | 144.2     | 138.0                      | 111.1              | 147.0      | 99.6           | 106.4                         | 124.3                     | 83.7                               | January 2014          |
| የካቲት 2006          | 109.4  | 106.5             | 138.6     | 149.6                      | 113.8              | 209.8      | 98.8           | 104.8                         | 128.5                     | 78.3                               | February "            |
| መጋቢት 2006          | 110.0  | 104.9             | 127.5     | 140.1                      | 116.1              | 242.0      | 105.7          | 96.2                          | 130.1                     | 83.0                               | March "               |
| ሚያዝያ 2006          | 110.8  | 104.8             | 131.9     | 165.4                      | 113.8              | 202.4      | 103.6          | 106.6                         | 131.9                     | 89.9                               | April "               |

ታህሳስ 2004 =100

Table7b: Consumer Price Index of Total Food and Its Components for Dire Dawa City Administration

December 2011 = 100

| ወርና ዓመት            | የምግብ ክፍሎች Food Consumer Price Index Components |                   |           |                            |                    |            |            |                               |                           |                                    |                       |
|--------------------|--|-------------------|-----------|----------------------------|--------------------|------------|------------|-------------------------------|---------------------------|------------------------------------|-----------------------|
|                    | ምግብና አልኮል                                      | ሳቦና               | ሥጋ        | ወተት                        | ዘይትና               | ፍራፍሬ       | እትክልትና     | ሰኘር                           | ሌሎች ምግቦች                  | አልኮል ያልሆኑ መጠጦች                     |                       |
|                    | የልሆኑ መጠጦች                                      | ጸሐይ               | Meat (ND) | Milk, cheese and eggs (ND) | ቅባቶች               | Fruit (ND) | ጥራጥሬ       | ግርና ችኩሌት                      | Food products n.e.c. (ND) | Non-Alcoholic Beverages and Coffee | Month an Year         |
| Month an Year      | Food and Non-Alcoholic Beverages               | Bread and Cereals | Meat (ND) | Milk, cheese and eggs (ND) | Oils and fats (ND) | Fruit (ND) | Vegetables | Sugar, jam, honey, chocolate. | Food products n.e.c. (ND) | Non-Alcoholic Beverages and Coffee | Month an Year         |
| ታህሳስ 2004          | 100.0  | 100.0             | 100.0     | 100.0                      | 100.0              | 100.0      | 100.0      | 100.0                         | 100.0                     | 100.0                              | December 2006         |
| ሐምሌ 2004 - ሰኔ 2005 | 111.8  | 109.7             | 149.4     | 127.1                      | 87.6               | 125.5      | 117.3      | 102.1                         | 130.4                     | 127.8                              | July 2012 - June 2013 |
| 2005               |  |                   |           |                            |                    |            |            |                               |                           |                                    | 2012/2013             |
| ሐምሌ 2004           | 108.4  | 103.6             | 148.5     | 128.9                      | 84.2               | 107.5      | 124.8      | 101.8                         | 118.5                     | 123.5                              | July 2012             |
| ክሐሴ 2004           | 112.9  | 110.9             | 148.5     | 122.7                      | 84.0               | 107.5      | 126.3      | 103.3                         | 128.4                     | 126.7                              | August "              |
| መስከረም 2005         | 115.5  | 112.0             | 150.8     | 134.6                      | 84.1               | 124.4      | 134.7      | 102.3                         | 126.9                     | 126.3                              | September "           |
| ጥቅምት 2005          | 111.4  | 110.3             | 146.9     | 121.4                      | 83.9               | 123.4      | 118.6      | 101.3                         | 126.6                     | 127.2                              | October "             |
| ዳር 2005            | 112.2  | 111.1             | 148.0     | 128.7                      | 83.8               | 123.6      | 119.6      | 101.5                         | 123.5                     | 126.3                              | November "            |
| ታህሳስ 2005          | 112.9  | 110.8             | 148.5     | 137.7                      | 90.2               | 124.4      | 114.2      | 101.5                         | 128.5                     | 135.8                              | December "            |
| ጥር 2005            | 110.8  | 109.0             | 149.3     | 134.1                      | 90.3               | 130.4      | 110.8      | 101.5                         | 121.4                     | 132.4                              | January 2013          |
| የካቲት 2005          | 108.9  | 110.7             | 151.4     | 124.4                      | 90.2               | 130.2      | 95.8       | 101.5                         | 129.1                     | 123.1                              | February "            |
| መጋቢት 2005          | 109.2  | 109.1             | 151.0     | 131.2                      | 90.2               | 127.8      | 97.0       | 100.2                         | 138.8                     | 131.4                              | March "               |
| ሚያዝያ 2005          | 110.3  | 109.0             | 146.2     | 133.5                      | 90.2               | 144.8      | 102.6      | 103.3                         | 138.9                     | 128.6                              | April "               |
| ግንቦት 2005          | 112.5  | 109.1             | 150.5     | 109.4                      | 90.3               | 134.9      | 124.4      | 103.3                         | 141.3                     | 126.3                              | May "                 |
| ሰኔ 2005            | 116.2  | 110.9             | 153.6     | 119.0                      | 90.3               | 126.7      | 139.2      | 103.3                         | 143.3                     | 126.0                              | June "                |
| 2006               |  |                   |           |                            |                    |            |            |                               |                           |                                    | 2013/2014             |
| ሐምሌ 2005           | 121.5  | 113.9             | 156.8     | 130.7                      | 90.3               | 138.8      | 154.3      | 103.3                         | 148.6                     | 132.4                              | July 2013             |
| ክሐሴ 2004           | 121.2  | 116.6             | 149.5     | 131.9                      | 89.9               | 126.7      | 144.2      | 103.3                         | 148.6                     | 134.6                              | August "              |
| መስከረም 2006         | 123.5  | 119.3             | 147.4     | 129.0                      | 79.4               | 128.5      | 157.1      | 106.6                         | 146.3                     | 132.4                              | September "           |
| ጥቅምት 2006          | 123.9  | 121.7             | 156.2     | 137.3                      | 90.0               | 128.7      | 139.1      | 106.6                         | 148.6                     | 137.8                              | October "             |
| ዳር 2006            | 121.6  | 124.7             | 146.5     | 118.1                      | 88.7               | 128.8      | 121.2      | 107.3                         | 146.1                     | 141.5                              | November "            |
| ታህሳስ 2006          | 119.8  | 122.2             | 146.7     | 124.7                      | 90.1               | 127.9      | 117.4      | 106.6                         | 149.1                     | 132.7                              | December "            |
| ጥር 2006            | 117.5  | 120.0             | 152.1     | 127.3                      | 84.6               | 130.2      | 113.5      | 106.1                         | 146.3                     | 132.0                              | January 2014          |
| የካቲት 2006          | 116.6  | 114.3             | 148.4     | 129.5                      | 84.6               | 140.4      | 125.0      | 106.9                         | 149.3                     | 132.0                              | February "            |
| መጋቢት 2006          | 118.2  | 116.2             | 146.5     | 132.1                      | 86.3               | 133.6      | 127.2      | 106.9                         | 148.7                     | 132.4                              | March "               |
| ሚያዝያ 2006          | 119.4  | 114.9             | 149.4     | 137.4                      | 86.2               | 132.2      | 137.0      | 106.9                         | 149.3                     | 134.4                              | April "               |

Table 8b: Consumer Price Index of Total Food and Its Components for Gambella Regional State

December 2011 = 100

| ወርና ዓመት            | የምግብ ክፍሎች<br>Food Consumer Price Index Components |                   |           |                            |                    |            |                |                               |                           |                                    |                       |
|--------------------|---|-------------------|-----------|----------------------------|--------------------|------------|----------------|-------------------------------|---------------------------|------------------------------------|-----------------------|
|                    | ምግብና አልኮል<br>ያልሆኑ<br>መጠቦች                         | ላህል<br>አህል        | ሥጋ        | ወተት<br>ዓይብና<br>ዕንቁላል       | ዘይትና<br>ትባቶች       | ፍሬፍሬ       | እትክልትና<br>ጥሬጥሬ | ስኳር<br>ግርና<br>ቸኩሌት            | ሌሎች ምግቦች                  | አልኮል ያልሆኑ<br>መጠቦች                  |                       |
|                    | Food and Non-Alcoholic Beverages                  | Bread and Cereals | Meat (ND) | Milk, cheese and eggs (ND) | Oils and fats (ND) | Fruit (ND) | Vegetables     | Sugar, jam, honey, chocolate. | Food products n.e.c. (ND) | Non-Alcoholic Beverages and Coffee | Month an Year         |
| ታህሳስ 2004          | 100.0   | 100.0             | 100.0     | 100.0                      | 100.0              | 100.0      | 100.0          | 100.0                         | 100.0                     | 100.0                              | December 2006         |
| ሐምሌ 2004 - ሰኔ 2005 | 114.8   | 104.4             | 132.8     | 125.3                      | 104.0              | 130.7      | 126.6          | 107.8                         | 130.6                     | 77.9                               | July 2012 - June 2013 |
| 2005               |   |                   |           |                            |                    |            |                |                               |                           |                                    | 2012/2013             |
| ሐምሌ 2004           | 117.0   | 121.2             | 121.0     | 119.3                      | 101.6              | 118.7      | 130.6          | 108.0                         | 110.4                     | 79.1                               | July 2012             |
| ክሐሴ 2004           | 121.8   | 131.5             | 121.2     | 118.9                      | 104.5              | 119.1      | 131.0          | 109.1                         | 127.0                     | 79.7                               | August "              |
| መስከረም 2005         | 115.6   | 107.4             | 125.1     | 119.3                      | 105.9              | 125.7      | 138.7          | 108.0                         | 126.5                     | 79.8                               | September "           |
| ጥቅምት 2005          | 112.3   | 99.6              | 129.1     | 122.4                      | 104.4              | 125.7      | 129.7          | 108.0                         | 127.8                     | 77.1                               | October "             |
| ዳር 2005            | 113.0   | 101.0             | 131.7     | 116.5                      | 104.0              | 126.0      | 127.1          | 108.0                         | 131.9                     | 79.4                               | November "            |
| ታህሳስ 2005          | 112.2   | 99.6              | 131.7     | 114.6                      | 104.7              | 126.0      | 126.2          | 108.0                         | 134.5                     | 75.6                               | December "            |
| ጥር 2005            | 111.1   | 94.4              | 139.9     | 115.8                      | 105.0              | 125.0      | 119.8          | 108.0                         | 127.5                     | 77.8                               | January 2013          |
| የካቲት 2005          | 110.2   | 91.5              | 137.0     | 126.7                      | 103.7              | 130.2      | 118.1          | 108.8                         | 136.3                     | 76.7                               | February "            |
| መጋቢት 2005          | 112.3   | 92.7              | 137.0     | 129.7                      | 103.3              | 142.7      | 125.6          | 105.1                         | 139.7                     | 78.9                               | March "               |
| ሚያዝያ 2005          | 117.1   | 100.8             | 143.3     | 139.4                      | 102.9              | 132.2      | 129.4          | 108.8                         | 130.5                     | 79.2                               | April "               |
| ግንቦት 2005          | 115.1   | 102.7             | 138.0     | 140.5                      | 104.3              | 151.4      | 116.4          | 105.1                         | 134.3                     | 78.3                               | May "                 |
| ሰኔ 2005            | 119.3   | 110.5             | 138.7     | 140.5                      | 103.9              | 145.8      | 126.0          | 108.8                         | 141.1                     | 72.9                               | June "                |
| 2006               |   |                   |           |                            |                    |            |                |                               |                           |                                    | 2013/2014             |
| ሐምሌ 2005           | 120.6   | 114.3             | 139.8     | 141.5                      | 103.7              | 148.6      | 125.0          | 108.8                         | 134.7                     | 74.9                               | July 2013             |
| ክሐሴ 2004           | 122.4   | 116.5             | 143.6     | 142.5                      | 103.3              | 87.6       | 132.9          | 108.8                         | 134.9                     | 74.6                               | August "              |
| መስከረም 2006         | 123.3   | 123.1             | 141.1     | 148.1                      | 103.7              | 75.1       | 125.6          | 111.2                         | 136.7                     | 74.6                               | September "           |
| ጥቅምት 2006          | 124.5   | 122.4             | 140.3     | 148.2                      | 103.7              | 75.3       | 135.1          | 111.2                         | 137.7                     | 76.3                               | October "             |
| ዳር 2006            | 125.2   | 125.4             | 138.1     | 146.6                      | 103.8              | 73.7       | 136.2          | 111.2                         | 136.0                     | 78.7                               | November "            |
| ታህሳስ 2006          | 120.6   | 111.7             | 147.7     | 148.2                      | 103.3              | 79.3       | 122.6          | 111.2                         | 135.7                     | 77.7                               | December "            |
| ጥር 2006            | 123.1   | 109.1             | 148.0     | 148.6                      | 102.9              | 78.6       | 144.6          | 111.2                         | 138.7                     | 76.1                               | January 2014          |
| የካቲት 2006          | 119.1   | 105.7             | 147.5     | 148.6                      | 102.5              | 74.1       | 129.5          | 111.2                         | 135.4                     | 75.1                               | February "            |
| መጋቢት 2006          | 125.6   | 108.4             | 152.3     | 148.3                      | 107.0              | 176.1      | 143.7          | 114.3                         | 138.7                     | 76.4                               | March "               |
| ሚያዝያ 2006          | 127.6   | 113.2             | 153.5     | 148.4                      | 106.2              | 150.1      | 138.1          | 115.9                         | 133.8                     | 97.1                               | April "               |



ሠንጠረዥ 9ለ1 ጠቅላላ የምግብ የሽግግር ዋጋ መመዘኛ ሊንዲክስና ቢሥሩ የተካተቱ ክፍሎች ለሐረሪ ክልላዊ መንግስት

ታህሳስ 2004 =100

Table 9b: Consumer Price Index of Total Food and Its Components for Harari Regional State

December 2011 = 100

| ወርና ዓመት            | የምግብ ክፍሎች<br>Food Consumer Price Index Components |                   |           |                            |                    |            |                |                               |                           |                                    |                       |
|--------------------|---|-------------------|-----------|----------------------------|--------------------|------------|----------------|-------------------------------|---------------------------|------------------------------------|-----------------------|
|                    | ምግብና አልኮል<br>ያልሆኑ<br>መጠቦች                         | ላህል<br>አህል        | ሥጋ        | ወተት<br>ዓይብና<br>ዕንቁላል       | ዘይትና<br>ትባቶች       | ፍሬፍሬ       | እትክልትና<br>ጥሬጥሬ | ስኳር<br>ግርና<br>ቸኮሌት            | ሌሎች ምግቦች                  | አልኮል ያልሆኑ<br>መጠቦች                  |                       |
|                    | Food and Non-Alcoholic Beverages                  | Bread and Cereals | Meat (ND) | Milk, cheese and eggs (ND) | Oils and fats (ND) | Fruit (ND) | Vegetables     | Sugar, jam, honey, chocolate. | Food products n.e.c. (ND) | Non-Alcoholic Beverages and Coffee | Month an Year         |
| ታህሳስ 2004          | 100.0   | 100.0             | 100.0     | 100.0                      | 100.0              | 100.0      | 100.0          | 100.0                         | 100.0                     | 100.0                              | December 2006         |
| ሐምሌ 2004 - ሰኔ 2005 | 119.0   | 116.7             | 148.7     | 114.8                      | 96.6               | 115.5      | 127.3          | 101.3                         | 117.7                     | 109.6                              | July 2012 - June 2013 |
| 2005               |   |                   |           |                            |                    |            |                |                               |                           |                                    | 2012/2013             |
| ሐምሌ 2004           | 117.7   | 114.6             | 147.0     | 102.0                      | 99.3               | 120.2      | 130.0          | 101.6                         | 126.9                     | 114.1                              | July 2012             |
| ክሐሴ 2004           | 118.1   | 115.6             | 142.9     | 102.0                      | 99.4               | 116.9      | 131.1          | 102.2                         | 129.4                     | 115.1                              | August "              |
| መስከረም 2005         | 117.6   | 115.0             | 135.2     | 115.4                      | 100.7              | 116.2      | 131.4          | 101.2                         | 116.1                     | 115.0                              | September "           |
| ጥቅምት 2005          | 119.4   | 119.2             | 145.1     | 115.3                      | 98.0               | 102.9      | 121.3          | 101.2                         | 113.8                     | 115.3                              | October "             |
| ዳር 2005            | 120.9   | 118.3             | 144.7     | 114.7                      | 105.0              | 110.0      | 134.7          | 101.2                         | 114.4                     | 116.8                              | November "            |
| ታህሳስ 2005          | 117.8   | 116.7             | 143.5     | 112.1                      | 93.1               | 114.2      | 125.4          | 101.2                         | 113.4                     | 114.0                              | December "            |
| ጥር 2005            | 117.5   | 115.8             | 141.3     | 118.4                      | 93.9               | 117.9      | 124.6          | 101.2                         | 114.4                     | 109.4                              | January 2013          |
| የካቲት 2005          | 115.1   | 115.5             | 140.3     | 118.5                      | 93.9               | 110.6      | 104.7          | 101.2                         | 116.7                     | 110.4                              | February "            |
| መጋቢት 2005          | 115.4   | 115.4             | 149.5     | 118.8                      | 93.9               | 122.3      | 99.5           | 99.0                          | 119.4                     | 105.0                              | March "               |
| ሚያዝያ 2005          | 118.8   | 116.4             | 163.3     | 119.6                      | 94.0               | 121.4      | 110.6          | 102.3                         | 115.1                     | 109.6                              | April "               |
| ግንቦት 2005          | 121.7   | 119.3             | 159.9     | 117.4                      | 94.1               | 117.5      | 137.3          | 102.3                         | 114.9                     | 86.8                               | May "                 |
| ሰኔ 2005            | 128.2   | 118.6             | 172.3     | 123.5                      | 94.0               | 115.4      | 176.5          | 100.6                         | 118.0                     | 104.1                              | June "                |
| 2006               |   |                   |           |                            |                    |            |                |                               |                           |                                    | 2013/2014             |
| ሐምሌ 2005           | 136.4   | 126.0             | 179.3     | 125.2                      | 94.0               | 111.6      | 203.3          | 103.9                         | 121.5                     | 114.0                              | July 2013             |
| ክሐሴ 2004           | 130.8   | 124.9             | 178.5     | 123.2                      | 95.4               | 123.0      | 161.2          | 101.6                         | 119.9                     | 108.1                              | August "              |
| መስከረም 2006         | 129.6   | 125.4             | 171.4     | 139.7                      | 94.6               | 129.0      | 146.4          | 99.0                          | 110.2                     | 108.4                              | September "           |
| ጥቅምት 2006          | 133.7   | 134.7             | 170.0     | 115.8                      | 94.6               | 108.0      | 159.8          | 100.3                         | 113.9                     | 104.8                              | October "             |
| ዳር 2006            | 132.2   | 133.6             | 169.9     | 122.1                      | 94.9               | 104.5      | 145.5          | 100.6                         | 116.1                     | 105.2                              | November "            |
| ታህሳስ 2006          | 128.9   | 130.5             | 165.6     | 124.0                      | 94.9               | 110.4      | 133.6          | 101.2                         | 116.0                     | 102.1                              | December "            |
| ጥር 2006            | 129.1   | 126.4             | 174.6     | 128.2                      | 95.0               | 121.2      | 142.4          | 100.6                         | 119.7                     | 98.8                               | January 2014          |
| የካቲት 2006          | 129.6   | 128.4             | 170.5     | 130.5                      | 94.1               | 122.3      | 138.8          | 100.6                         | 121.0                     | 100.6                              | February "            |
| መጋቢት 2006          | 128.6   | 126.5             | 164.6     | 129.3                      | 94.4               | 118.2      | 146.4          | 100.6                         | 115.2                     | 102.6                              | March "               |
| ሚያዝያ 2006          | 131.1   | 127.0             | 165.1     | 120.2                      | 94.4               | 129.1      | 173.2          | 100.6                         | 117.4                     | 99.3                               | April "               |

Table 10b: Consumer Price Index of Total Food and Its Components for Oromia Regional State

December 2011 = 100

| ወርና ዓመት            | የምግብ ክፍሎች<br>Food Consumer Price Index Components |                   |           |                            |                    |            |                |                               |                           |                                    |                       |
|--------------------|---|-------------------|-----------|----------------------------|--------------------|------------|----------------|-------------------------------|---------------------------|------------------------------------|-----------------------|
|                    | ምግብና አልኮል<br>ያልሆኑ<br>መጠቦች                         | ሳቦና<br>እሀላ        | ሥጋ        | ወተት<br>ዓይብና<br>ዕንቁላል       | ዘይትና<br>ትባቶች       | ፍሬፍሬ       | አትክልትና<br>ጥሬጥሬ | ስኳር<br>ግርና<br>ቸኩሌት            | ሌሎች ምግቦች                  | አልኮል ያልሆኑ<br>መጠቦች                  |                       |
|                    | Food and Non-Alcoholic Beverages                  | Bread and Cereals | Meat (ND) | Milk, cheese and eggs (ND) | Oils and fats (ND) | Fruit (ND) | Vegetables     | Sugar, jam, honey, chocolate. | Food products n.e.c. (ND) | Non-Alcoholic Beverages and Coffee | Month an Year         |
| ታህሳስ 2004          | 100.0   | 100.0             | 100.0     | 100.0                      | 100.0              | 100.0      | 100.0          | 100.0                         | 100.0                     | 100.0                              | December 2006         |
| ሐምሌ 2004 - ሰኔ 2005 | 115.6   | 117.2             | 145.8     | 131.6                      | 107.8              | 128.7      | 118.1          | 111.3                         | 96.4                      | 80.1                               | July 2012 - June 2013 |
| 2005               |   |                   |           |                            |                    |            |                |                               |                           |                                    | 2012/2013             |
| ሐምሌ 2004           | 114.5   | 114.9             | 134.7     | 127.8                      | 107.0              | 110.1      | 121.1          | 96.9                          | 108.4                     | 86.2                               | July 2012             |
| ክሐሴ 2004           | 117.8   | 119.4             | 141.6     | 129.2                      | 113.0              | 120.1      | 127.3          | 102.9                         | 103.4                     | 83.4                               | August "              |
| መስከረም 2005         | 118.6   | 121.2             | 147.9     | 123.5                      | 111.5              | 130.8      | 125.3          | 110.5                         | 104.8                     | 85.6                               | September "           |
| ጥቅምት 2005          | 116.5   | 119.5             | 140.6     | 130.1                      | 105.2              | 140.4      | 119.4          | 107.0                         | 99.6                      | 83.2                               | October "             |
| ዳር 2005            | 114.4   | 118.6             | 144.6     | 126.8                      | 105.8              | 135.4      | 112.7          | 106.0                         | 99.5                      | 82.0                               | November "            |
| ታህሳስ 2005          | 113.7   | 116.6             | 145.6     | 128.2                      | 105.6              | 139.3      | 111.7          | 111.6                         | 94.6                      | 79.9                               | December "            |
| ጥር 2005            | 114.1   | 115.8             | 149.0     | 128.5                      | 105.3              | 125.8      | 116.0          | 114.6                         | 91.2                      | 79.8                               | January 2013          |
| የካቲት 2005          | 114.0   | 115.2             | 148.4     | 128.5                      | 103.8              | 128.4      | 113.9          | 118.5                         | 91.5                      | 78.4                               | February "            |
| መጋቢት 2005          | 115.3   | 113.8             | 149.5     | 148.8                      | 107.5              | 133.6      | 114.2          | 118.4                         | 90.4                      | 75.4                               | March "               |
| ሚያዝያ 2005          | 114.1   | 115.4             | 144.5     | 137.5                      | 108.2              | 121.4      | 112.2          | 119.1                         | 90.4                      | 75.4                               | April "               |
| ግንቦት 2005          | 117.0   | 115.9             | 151.8     | 137.0                      | 111.9              | 129.9      | 124.6          | 112.3                         | 93.7                      | 78.6                               | May "                 |
| ሰኔ 2005            | 116.8   | 119.9             | 151.4     | 133.9                      | 108.5              | 128.8      | 118.6          | 117.7                         | 89.2                      | 73.6                               | June "                |
| 2006               |   |                   |           |                            |                    |            |                |                               |                           |                                    | 2013/2014             |
| ሐምሌ 2005           | 119.1   | 123.4             | 153.1     | 138.8                      | 107.1              | 120.1      | 121.0          | 124.4                         | 90.7                      | 76.1                               | July 2013             |
| ክሐሴ 2004           | 121.1   | 125.9             | 154.3     | 142.1                      | 107.9              | 132.8      | 122.5          | 122.9                         | 91.8                      | 74.6                               | August "              |
| መስከረም 2006         | 123.7   | 131.7             | 162.1     | 138.5                      | 109.8              | 145.6      | 121.9          | 126.6                         | 94.7                      | 75.6                               | September "           |
| ጥቅምት 2006          | 127.3   | 139.7             | 160.2     | 142.6                      | 108.7              | 128.9      | 121.7          | 125.1                         | 95.9                      | 76.8                               | October "             |
| ዳር 2006            | 125.1   | 136.3             | 157.7     | 138.3                      | 106.9              | 131.8      | 117.0          | 122.1                         | 95.8                      | 76.3                               | November "            |
| ታህሳስ 2006          | 121.3   | 127.3             | 160.7     | 139.9                      | 105.9              | 131.3      | 116.4          | 123.0                         | 91.3                      | 75.8                               | December "            |
| ጥር 2006            | 119.2   | 115.2             | 161.8     | 149.8                      | 109.0              | 139.3      | 123.6          | 119.2                         | 89.1                      | 77.1                               | January 2014          |
| የካቲት 2006          | 120.5   | 119.5             | 162.5     | 147.5                      | 112.4              | 136.2      | 117.2          | 121.3                         | 89.7                      | 73.3                               | February "            |
| መጋቢት 2006          | 123.4   | 116.9             | 160.9     | 143.4                      | 114.8              | 134.7      | 131.5          | 123.8                         | 93.7                      | 82.8                               | March "               |
| ሚያዝያ 2006          | 124.1   | 118.6             | 161.0     | 147.2                      | 115.8              | 127.0      | 132.0          | 123.7                         | 101.3                     | 89.6                               | April "               |

Table 12b: Consumer Price Index of Total Food and Its Components for SNNP Regional State

December 2011 = 100

| ወርና ዓመት            | የምግብ ክፍሎች<br>Food Consumer Price Index Components |                   |           |                            |                    |            |                |                               |                           |                                    |                       |
|--------------------|---|-------------------|-----------|----------------------------|--------------------|------------|----------------|-------------------------------|---------------------------|------------------------------------|-----------------------|
|                    | ምግብና አልኮል<br>ያልሆኑ<br>መጠጦች                         | ሳቦና<br>እህል        | ሥጋ        | ወተት<br>ዓይብና<br>ዕንቁላል       | ዘይትና<br>ትባቶች       | ፍሬፍሬ       | አትክልትና<br>ጥሬጥሬ | ስኳር<br>ግርና<br>ቸኩሌት            | ሌሎች ምግቦች                  | አልኮል ያልሆኑ<br>መጠጦች                  |                       |
|                    | Food and Non-Alcoholic Beverages                  | Bread and Cereals | Meat (ND) | Milk, cheese and eggs (ND) | Oils and fats (ND) | Fruit (ND) | Vegetables     | Sugar, jam, honey, chocolate. | Food products n.e.c. (ND) | Non-Alcoholic Beverages and Coffee | Month an Year         |
| ታህሳስ 2004          | 100.0   | 100.0             | 100.0     | 100.0                      | 100.0              | 100.0      | 100.0          | 100.0                         | 100.0                     | 100.0                              | December 2006         |
| ሐምሌ 2004 - ሰኔ 2005 | 123.2   | 117.0             | 144.6     | 121.6                      | 109.1              | 119.0      | 135.2          | 100.5                         | 105.2                     | 84.4                               | July 2012 - June 2013 |
| 2005               |   |                   |           |                            |                    |            |                |                               |                           |                                    | 2012/2013             |
| ሐምሌ 2004           | 120.0   | 125.4             | 137.2     | 110.9                      | 111.0              | 97.3       | 122.6          | 99.9                          | 108.5                     | 89.3                               | July 2012             |
| ክሐሴ 2004           | 122.2   | 128.0             | 140.3     | 115.9                      | 107.2              | 120.9      | 124.6          | 95.4                          | 106.4                     | 93.7                               | August "              |
| መስከረም 2005         | 127.0   | 127.3             | 142.0     | 115.5                      | 110.3              | 121.1      | 135.8          | 98.5                          | 110.0                     | 93.5                               | September "           |
| ጥቅምት 2005          | 123.5   | 118.2             | 139.9     | 117.6                      | 110.2              | 127.4      | 134.3          | 99.1                          | 108.8                     | 92.1                               | October "             |
| ዳር 2005            | 121.8   | 108.4             | 140.7     | 119.0                      | 106.6              | 140.2      | 138.5          | 98.5                          | 103.4                     | 87.8                               | November "            |
| ታህሳስ 2005          | 119.6   | 107.0             | 142.1     | 119.3                      | 104.9              | 130.4      | 135.2          | 100.8                         | 103.2                     | 82.5                               | December "            |
| ጥር 2005            | 120.2   | 107.8             | 143.6     | 122.8                      | 107.1              | 127.6      | 135.4          | 100.8                         | 103.8                     | 80.3                               | January 2013          |
| የካቲት 2005          | 123.1   | 109.6             | 143.2     | 121.7                      | 107.8              | 116.6      | 142.0          | 103.5                         | 100.8                     | 79.3                               | February "            |
| መጋቢት 2005          | 124.6   | 110.0             | 146.7     | 127.4                      | 111.8              | 117.0      | 143.9          | 101.5                         | 104.0                     | 76.7                               | March "               |
| ሚያዝያ 2005          | 122.0   | 113.8             | 144.1     | 126.0                      | 111.4              | 112.0      | 135.2          | 101.3                         | 104.2                     | 79.2                               | April "               |
| ግንቦት 2005          | 127.0   | 122.5             | 156.1     | 131.0                      | 114.6              | 112.8      | 138.2          | 104.3                         | 105.0                     | 77.8                               | May "                 |
| ሰኔ 2005            | 127.4   | 125.8             | 159.2     | 131.5                      | 106.3              | 104.8      | 137.0          | 102.6                         | 103.9                     | 80.6                               | June "                |
| 2006               |   |                   |           |                            |                    |            |                |                               |                           |                                    | 2013/2014             |
| ሐምሌ 2005           | 129.4   | 127.5             | 158.5     | 131.6                      | 105.5              | 100.3      | 140.6          | 103.5                         | 104.8                     | 81.3                               | July 2013             |
| ክሐሴ 2004           | 130.5   | 129.1             | 146.9     | 130.0                      | 108.3              | 110.6      | 144.3          | 97.0                          | 101.7                     | 83.4                               | August "              |
| መስከረም 2006         | 131.8   | 128.8             | 161.8     | 132.4                      | 111.7              | 112.2      | 143.6          | 100.5                         | 105.6                     | 83.3                               | September "           |
| ጥቅምት 2006          | 131.9   | 127.6             | 162.5     | 131.3                      | 109.9              | 117.2      | 145.0          | 99.4                          | 106.4                     | 82.1                               | October "             |
| ዳር 2006            | 129.4   | 124.8             | 166.1     | 136.7                      | 108.9              | 124.5      | 140.3          | 102.5                         | 106.9                     | 77.6                               | November "            |
| ታህሳስ 2006          | 127.7   | 118.0             | 163.7     | 135.6                      | 110.9              | 117.6      | 141.5          | 98.4                          | 110.8                     | 74.5                               | December "            |
| ጥር 2006            | 131.8   | 117.1             | 163.8     | 139.4                      | 115.8              | 121.4      | 152.0          | 101.4                         | 110.3                     | 70.7                               | January 2014          |
| የካቲት 2006          | 129.2   | 113.5             | 163.1     | 141.8                      | 113.0              | 111.2      | 148.9          | 100.6                         | 109.2                     | 70.3                               | February "            |
| መጋቢት 2006          | 132.5   | 115.0             | 169.5     | 141.3                      | 111.8              | 110.7      | 152.6          | 99.2                          | 111.2                     | 81.0                               | March "               |
| ሚያዝያ 2006          | 135.6   | 119.0             | 172.2     | 138.3                      | 123.2              | 114.5      | 152.6          | 101.3                         | 112.3                     | 96.2                               | April "               |

Table 12b: Consumer Price Index of Total Food and Its Components for Somali Regional State

December 2011 = 100

| ወርና ዓመት            | የምግብ ክፍሎች Food Consumer Price Index Components |                   |           |                            |                    |            |                |                               |                           |                                    |                       |
|--------------------|--|-------------------|-----------|----------------------------|--------------------|------------|----------------|-------------------------------|---------------------------|------------------------------------|-----------------------|
|                    | ምግብና አልኮል<br>ያልሆኑ<br>መጠጦች                      | ላህል<br>አህል        | ሥጋ        | ወተት<br>ዓይብና<br>ዕንቁላል       | ዘይትና<br>ትባቶች       | ፍሬፍሬ       | አትክልትና<br>ጥሬጥሬ | ስኬር<br>ግርና<br>ቸኩሌት            | ሌሎች ምግቦች                  | አልኮል ያልሆኑ<br>መጠጦች                  |                       |
|                    | Food and Non-Alcoholic Beverages               | Bread and Cereals | Meat (ND) | Milk, cheese and eggs (ND) | Oils and fats (ND) | Fruit (ND) | Vegetables     | Sugar, jam, honey, chocolate. | Food products n.e.c. (ND) | Non-Alcoholic Beverages and Coffee | Month an Year         |
| ታህሳስ 2004          | 100.0  | 100.0             | 100.0     | 100.0                      | 100.0              | 100.0      | 100.0          | 100.0                         | 100.0                     | 100.0                              | December 2006         |
| ሐምሌ 2004 - ሰኔ 2005 | 115.5  | 109.8             | 142.1     | 117.6                      | 101.1              | 135.6      | 125.4          | 116.0                         | 126.7                     | 179.4                              | July 2012 - June 2013 |
| 2005               |  |                   |           |                            |                    |            |                |                               |                           |                                    | 2012/2013             |
| ሐምሌ 2004           | 110.8  | 104.7             | 133.7     | 104.9                      | 100.9              | 115.9      | 133.8          | 118.4                         | 116.8                     | 153.1                              | July 2012             |
| ክሐሴ 2004           | 113.6  | 107.3             | 137.4     | 115.5                      | 101.7              | 127.9      | 128.1          | 116.2                         | 118.7                     | 170.5                              | August "              |
| መስከረም 2005         | 110.2  | 103.6             | 139.8     | 105.1                      | 103.2              | 138.0      | 146.4          | 110.1                         | 121.8                     | 159.8                              | September "           |
| ጥቅምት 2005          | 117.0  | 112.2             | 134.7     | 123.7                      | 101.1              | 145.1      | 134.0          | 113.3                         | 122.8                     | 176.1                              | October "             |
| ዳር 2005            | 116.4  | 111.1             | 134.4     | 122.9                      | 100.1              | 134.1      | 122.3          | 115.1                         | 127.4                     | 187.0                              | November "            |
| ታህሳስ 2005          | 116.6  | 111.9             | 139.5     | 117.4                      | 100.4              | 138.3      | 120.9          | 117.6                         | 129.2                     | 186.4                              | December "            |
| ጥር 2005            | 117.0  | 112.1             | 146.9     | 123.0                      | 100.8              | 171.2      | 108.2          | 116.8                         | 128.1                     | 180.6                              | January 2013          |
| የካቲት 2005          | 114.2  | 109.3             | 141.0     | 118.4                      | 100.8              | 142.2      | 102.8          | 115.2                         | 128.5                     | 179.3                              | February "            |
| መጋቢት 2005          | 116.5  | 109.7             | 146.8     | 130.4                      | 102.1              | 123.2      | 105.1          | 114.5                         | 125.6                     | 183.1                              | March "               |
| ሚያዝያ 2005          | 118.9  | 109.7             | 146.6     | 134.1                      | 102.4              | 124.5      | 121.4          | 116.6                         | 142.3                     | 187.2                              | April "               |
| ግንቦት 2005          | 116.3  | 112.7             | 152.2     | 106.9                      | 98.8               | 134.7      | 131.5          | 119.4                         | 125.3                     | 191.7                              | May "                 |
| ሰኔ 2005            | 118.2  | 113.4             | 152.0     | 108.6                      | 100.5              | 131.6      | 150.2          | 118.8                         | 134.2                     | 197.7                              | June "                |
| 2006               |  |                   |           |                            |                    |            |                |                               |                           |                                    | 2013/2014             |
| ሐምሌ 2005           | 121.2  | 117.0             | 157.1     | 112.8                      | 96.1               | 171.7      | 172.0          | 116.2                         | 136.6                     | 201.0                              | July 2013             |
| ክሐሴ 2004           | 119.1  | 114.2             | 161.2     | 122.4                      | 97.6               | 145.8      | 148.4          | 107.7                         | 141.7                     | 198.7                              | August "              |
| መስከረም 2006         | 120.0  | 114.0             | 155.3     | 119.3                      | 95.9               | 147.1      | 152.8          | 116.2                         | 140.2                     | 201.0                              | September "           |
| ጥቅምት 2006          | 121.8  | 120.3             | 157.1     | 124.0                      | 100.0              | 160.9      | 126.7          | 111.8                         | 140.1                     | 197.7                              | October "             |
| ዳር 2006            | 123.0  | 122.7             | 147.5     | 127.7                      | 96.7               | 154.2      | 130.0          | 111.3                         | 147.6                     | 187.6                              | November "            |
| ታህሳስ 2006          | 124.0  | 124.2             | 148.5     | 125.8                      | 97.2               | 165.5      | 138.0          | 111.9                         | 148.6                     | 187.8                              | December "            |
| ጥር 2006            | 124.6  | 124.3             | 142.1     | 128.1                      | 98.1               | 179.1      | 135.9          | 111.1                         | 156.4                     | 198.8                              | January 2014          |
| የካቲት 2006          | 123.4  | 120.8             | 143.7     | 131.2                      | 98.3               | 171.6      | 136.8          | 109.9                         | 155.0                     | 200.6                              | February "            |
| መጋቢት 2006          | 126.7  | 124.4             | 138.7     | 140.5                      | 96.7               | 183.6      | 144.2          | 109.6                         | 154.6                     | 211.9                              | March "               |
| ሚያዝያ 2006          | 124.6  | 121.8             | 149.6     | 131.0                      | 98.3               | 178.5      | 142.7          | 109.6                         | 154.0                     | 220.0                              | April "               |

Table 13b: Consumer Price Index of Total Food and Its Components for Tigray Regional State

December 2011 = 100

| ወርና ዓመት            | የምግብ ክፍሎች<br>Food Consumer Price Index Components |                   |           |                            |                    |            |                |                               |                           |                                    |                       |
|--------------------|---|-------------------|-----------|----------------------------|--------------------|------------|----------------|-------------------------------|---------------------------|------------------------------------|-----------------------|
|                    | ምግብና አልኮል<br>ያልሆኑ<br>መጠጦች                         | ሳቦና<br>እሀላ        | ሥጋ        | ወተት<br>ዓይብና<br>ዕንቁላል       | ዘይትና<br>ትባቶች       | ፍራፍሬ       | እትክልትና<br>ጥራጥሬ | ስኳር<br>ግርና<br>ቸኩሌት            | ሌሎች ምግቦች                  | አልኮል ያልሆኑ<br>መጠጦች                  |                       |
|                    | Food and Non-Alcoholic Beverages                  | Bread and Cereals | Meat (ND) | Milk, cheese and eggs (ND) | Oils and fats (ND) | Fruit (ND) | Vegetables     | Sugar, jam, honey, chocolate. | Food products n.e.c. (ND) | Non-Alcoholic Beverages and Coffee | Month an Year         |
| ታህሳስ 2004          | 100.0   | 100.0             | 100.0     | 100.0                      | 100.0              | 100.0      | 100.0          | 100.0                         | 100.0                     | 100.0                              | December 2006         |
| ሐምሌ 2004 - ሰኔ 2005 | 121.3   | 133.6             | 135.3     | 129.1                      | 108.0              | 113.3      | 99.6           | 101.1                         | 130.6                     | 79.3                               | July 2012 - June 2013 |
| 2005               |   |                   |           |                            |                    |            |                |                               |                           |                                    | 2012/2013             |
| ሐምሌ 2004           | 118.5   | 121.3             | 130.8     | 121.5                      | 109.4              | 105.1      | 112.1          | 100.3                         | 133.5                     | 88.4                               | July 2012             |
| ክሐሴ 2004           | 122.9   | 126.0             | 132.7     | 122.8                      | 112.3              | 112.9      | 119.4          | 99.7                          | 143.3                     | 85.2                               | August "              |
| መስከረም 2005         | 127.4   | 134.5             | 136.0     | 123.9                      | 108.6              | 121.0      | 125.6          | 99.7                          | 141.1                     | 82.2                               | September "           |
| ጥቅምት 2005          | 121.9   | 130.2             | 136.2     | 140.4                      | 106.8              | 121.0      | 107.2          | 98.8                          | 134.8                     | 79.9                               | October "             |
| ዳር 2005            | 120.6   | 133.9             | 134.3     | 130.9                      | 106.6              | 121.0      | 97.0           | 99.2                          | 127.2                     | 80.7                               | November "            |
| ታህሳስ 2005          | 116.9   | 130.0             | 134.2     | 126.1                      | 103.5              | 121.0      | 90.1           | 99.5                          | 123.7                     | 76.7                               | December "            |
| ጥር 2005            | 117.4   | 129.3             | 139.4     | 133.6                      | 105.9              | 121.0      | 86.5           | 102.4                         | 127.0                     | 77.9                               | January 2013          |
| የካቲት 2005          | 116.3   | 130.4             | 131.3     | 128.7                      | 107.2              | 121.0      | 85.1           | 102.0                         | 124.9                     | 76.3                               | February "            |
| መጋቢት 2005          | 121.1   | 137.7             | 134.3     | 128.0                      | 108.0              | 121.0      | 90.8           | 102.9                         | 127.4                     | 77.8                               | March "               |
| ሚያዝያ 2005          | 120.9   | 141.4             | 125.7     | 123.9                      | 109.3              | 121.0      | 89.7           | 103.5                         | 124.8                     | 75.6                               | April "               |
| ግንቦት 2005          | 124.3   | 141.4             | 142.3     | 130.5                      | 110.1              | 121.0      | 93.9           | 103.6                         | 129.3                     | 74.7                               | May "                 |
| ሰኔ 2005            | 127.8   | 147.1             | 146.8     | 139.3                      | 108.2              | 52.7       | 98.4           | 101.0                         | 130.7                     | 76.2                               | June "                |
| 2006               |   |                   |           |                            |                    |            |                |                               |                           |                                    | 2013/2014             |
| ሐምሌ 2005           | 134.8   | 150.8             | 143.6     | 139.2                      | 110.0              | 79.7       | 130.9          | 98.5                          | 130.4                     | 78.6                               | July 2013             |
| ክሐሴ 2004           | 135.8   | 155.3             | 151.0     | 139.1                      | 109.7              | 59.6       | 118.6          | 99.7                          | 135.2                     | 76.2                               | August "              |
| መስከረም 2006         | 138.1   | 160.1             | 155.9     | 145.1                      | 106.7              | 64.6       | 119.7          | 99.1                          | 131.8                     | 74.8                               | September "           |
| ጥቅምት 2006          | 136.5   | 161.6             | 148.5     | 146.3                      | 106.3              | 74.1       | 112.7          | 99.1                          | 130.8                     | 73.3                               | October "             |
| ዳር 2006            | 132.7   | 156.7             | 150.0     | 146.2                      | 106.2              | 74.1       | 99.8           | 99.8                          | 131.6                     | 75.9                               | November "            |
| ታህሳስ 2006          | 126.6   | 144.3             | 150.4     | 137.6                      | 107.5              | 74.1       | 97.3           | 100.1                         | 129.2                     | 71.9                               | December "            |
| ጥር 2006            | 125.2   | 136.5             | 158.3     | 145.3                      | 110.9              | 74.1       | 99.2           | 99.0                          | 129.9                     | 74.7                               | January 2014          |
| የካቲት 2006          | 124.0   | 136.1             | 152.5     | 144.3                      | 109.2              | 74.1       | 98.1           | 99.4                          | 129.7                     | 75.3                               | February "            |
| መጋቢት 2006          | 124.5   | 139.3             | 135.5     | 122.9                      | 114.9              | 74.1       | 109.1          | 99.1                          | 125.9                     | 75.8                               | March "               |
| ሚያዝያ 2006          | 125.7   | 140.1             | 143.6     | 126.2                      | 108.7              | 74.1       | 107.7          | 99.0                          | 127.2                     | 78.3                               | April "               |